


HOME COMPUTING WEEKLY

AN ARGUS SPECIALIST PUBLICATION

August 13-19 1985 No. 125 50p

C16/plus 4
TIMESLIP
Don't buy another C16 game until you see TIMESLIP!!
ENGLISH SOFTWARE
ENGLISH SOFTWARE
ENGLISH SOFTWARE
ENGLISH SOFTWARE

SOFTWARE RELEASES



A round up of the latest programs

SOFTWARE REVIEWS

5 pages of the latest and greatest

SOFTWARE LISTINGS



to type in on Spectrum, C64 and Amstrad

How many 128s by Christmas?

Amstrad's new machine will be unveiled to the press on 20 August and should be available in the shops for Christmas.

The rumour file on the computer is positively bulging. It is suggested that it will have a minimum of 128K, be disc based and retail at around the same price as the CPC664.

Amstrad themselves are enjoying the guessing game. A spokesman said, "We don't want to spoil things by giving details but it does keep us in the public eye."

"If you got all the ideas published about the machine together and threw out 90 per cent you may be close to the truth. But of course we are not saying which 90 per cent."

The spokesman did, however, reveal that the computer is "a major new machine which makes the CPC664 look boring."

Sinclair are rivalling Amstrad in the secrecy stakes by maintaining a total silence on the progress of the 128K Spectrum Plus. Sinclair refused to comment on whether the 128 had been scheduled for release.

The current identikit picture of the Spectrum 128 includes a price tag of less than £200, an AY series sound chip and a high degree of software compatibility with the Spectrum.

Commodore have, of course, already released details of their 128 and it is expected to be in the shops in early September priced at £269.

A spokesman for Commodore stated, "Our whole philosophy is not to pre-announce and I think we have stolen a march on our rivals because we are actually going to deliver the thing."

It remains to be seen which of the new machines will fire the public's imagination. Retailers are seemingly in agreement, however, that increased memory alone will not be enough to persuade the micro users to upgrade.



C128 waiting for competition

Virgin six-pack in TV ad



Virgin's Nick Alexander

The final line-up of Now Games, the six game compilation from Virgin to be rush released on August 20th has been announced.

A breathless Nick Alexander, managing director of Virgin Games told HCW that the sixth slot will be filled by Brian Bloodaxe (Edge).

The other five titles are Lords of Midnight (Beyond), Everyone's A Wally (Mikro Gen), Arabian Nights (Interceptor) and Strangeloop and Falcon Patrol (both Virgin).

Now Games will be available for the Spectrum and C64 and retails at £8.95. The launch of the compilation will coincide with a TV advertising campaign costing £100,000, featuring brief clips from the games.

Nick said that putting together the package in such a short time had been "a bit of a nightmare" but added that "If Now Games goes well there could be more compilations on the way."

The aim of Now Games, said Nick, was to offer best selling games at "a good price."

Write your own Amstrad game p.16

Educational programs for BBC p.8

Trouble at the Meatball and Micro p.28

Books for Z80, Spectrum and Amstrad p.15

C64 Sprites make their moves p.20

MIRRORSOFT

has had a **BRAINWAVE!**

Introducing new **BRAINWAVES** – arcade/adventure programs for the under-12's. They require quite a lot of thought and planning, so get the old grey cells working for

PHINEAS FROGG



Super Sleuth

Phineas Frogg is a rather sophisticated secret agent in the tradition of James Bond (or maybe we should say James Pond, since being a frog, that's where Phineas spends a lot of his time!).

His boss, Badger, known to all as Big B, has informed Phineas that Professor Mole, the world-famous scientist, has been kidnapped and taken to the Secret Lair of the Terrible Hamsters (S.L.O.T.H.).

Your task as Phineas is to read up the background thoroughly (provided in a small book), and rescue the Professor, passing the various tests that Hamsterchief sets along the way.

Spectrum 48K Cassette £7.95 Disk £10.95



ANCIENT QUESTS

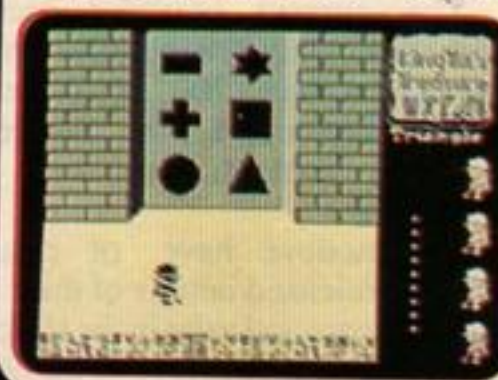
Two educational arcade action games

In **KING TUT'S TREASURE**, you're an archaeologist, scouring the deserts of Egypt for the keys to the famous tomb. You are equipped with a metal detector to locate buried clues but you must watch out for the hazards that appear in different parts of the desert – you only have a limited number of lives!



In **THE COUNT**, you are in the evil Count Dracula's Castle. You have a number of items to locate which may be found in any of the castle's dozens of rooms, and then you must escape without falling into the hands of the Count. With careful planning, you could manoeuvre the Count into a situation where sunshine will pour through the windows and turn him into a pile of dust.

Spectrum 48K Cassette £7.95 Disk £10.95



MIRRORSOFT programs are available from good software stockists everywhere. In case of difficulty or for further information, please contact:

MIRRORSOFT
MIRROR GROUP NEWSPAPERS LTD, Holborn Circus, London EC1P 1DQ
Telephone: 01-822 3580

HOME COMPUTING WEEKLY

August 13-August 19,
1985
No. 125

Soapbox

Oh how I agree with the plaintive cries heard recently from the HCW Soapbox on the subject of Computer Studies in school! Yes, it is painful to learn, but it's just as painful to teach, because the teacher/computer enthusiast is chained to the awful syllabus dictated by the exam boards.

In a five term course, starting from scratch, only one term can be allowed to teach program development, documentation and coding, a total of 24 hours teaching. Forget structured programming! One board actually dictates that you miss out most of the BASIC which would allow this to be taught.

So where does all the time go? Teaching about punched card systems, the history of computer development, computer arithmetic, etc. all very dry stuff which some would argue is irrelevant in comparison to the encouragement of logical thinking, and its expression in computer language. So much is crammed into the syllabus in order to cover every aspect of computing that we will teach less and less about more and more until we teach nothing about everything.

Sigmund Pedagogue

SPECIAL FEATURES

- New releases — software update6
- Musical Clive Gifford and the Micro26

COMMODORE

- Bright Sprites — part 320
- Seconds Out — game22
- Listings for the C6425

BBC

- Education — looking to the future8

AMSTRAD

- Games writing series from Dave Ellis16
- Extensions —
Expanded BASIC for the CPC46418

SPECTRUM

- Track Race — game30
- Beginning machine code32



Herbert

"Everyone's a Wally"

Another Wally on TV

REGULARS

- News4
- Software reviews10
- Book reviews15
- Ron Complex — hot on the trail28
- Readers33 & 39
- Classified ads start on34
- Letters36
- Gallup chart37

Editor Dave Carlos
Assistant Editor Bryan Ralph
Editorial Assistant Kerry Fowler
Group Editor Wendy Palmer
Design Tony Keep
Production Assistant Lyn Collis
Ad Manager Dominic Forlizzi
Classified Advertising David Horne
Publishing Director Peter Welham

Argus Specialist Publications Ltd.
No. 1 Golden Square, London W1R 3AB. 01-437 0626

Home Computing Weekly is published on Tuesdays. Subscriptions and back issues: Infonet Ltd, 10-13 Times House, 179 Marlowes, Hemel Hempstead, Herts HP1 1BB. 0442 48432. Trade distribution: Argus Press Sales and Distribution Ltd, 12-14 Paul Street, London EC2A 4JS. 01-247 8233. Printed by Alabaster Passmore & Sons, Ltd, of London and Maidstone, Kent. Design and origination: Argus Design Ltd, Circus House, 26 Little Portland Street, London W1N 5AF



British Telecommunications plc.

NEWS

Adaptability

If you're forever tripping over your extension leads or simply can't find enough sockets to accommodate the hi-fi, computer and TV, then maybe Nu-Way Styli Components have found the answer with Masterplug.

This range of multi outlet adaptors features Powerclean, a four into one connector with a mains filter designed specifically for use with sensitive electronic equipment such as computers.

Masterplug Powerclean is available at £16.99 for the non-fused model and £18.99 for the fused version.

Nu-Way Styli Components, 15 Hayward Ind Pk, Castle Bromwich B35 7PG.



Masterplug Nu-Way Styli's range.

Having his cake ...

It was a very nice gesture on SSL's behalf to send us a piece of Saga 1 Emperor's first birthday cake.

It wasn't quite such a nice gesture for our Editor, Dave sweet-tooth Carlos, to have eaten it before we even got a look in. Anyway thanks Saga and congratulations on selling over 15000 Emperor keyboards.

Saga Systems, 2 Eve Rd, Woking, Surrey GU21 4JT.



Many happy RETURNS to the Saga keyboard

BBC BASIC for the Commodore

The Commodore BBC Emulator is now available from Micro Dealer UK.

The emulator converts the C64 into a machine which can be programmed in exactly the same way as a BBC machine. It

provides the user with an 80 column mode in which full hi-res graphics and editing are possible.

Priced at £14.95 it comes complete with self-explanatory manual.

Micro Dealer UK, 29 Burrowfield, Welwyn Garden City, Herts.

Comfort and joy . . .

You couldn't hope to find more user-friendly technology than CGL's Ani-Mates.

This range of cuddly animated toys includes such bundles of joy as Roly Poly, a mooing, tail-wagging calf and Peeper the Polar Penguin who flutters his wings to his heart's content.

So if your computer won't speak to you and you're in need of some hi-tech affection, — or simply looking for that early Christmas present — this could be the answer.

Ani-mates range in price from £9-£17.

CGL, CGL Hse, Goldings Hill, Loughton, Essex IG10 2RR.



CGL's software range

Musical M.P.

Commodore's new Music Maker underwent parliamentary inspection when Kenneth Baker M.P. visited Commodore's Corby headquarters.

Mr Baker, the Minister for Local Government, had the chance to try out his musical skills after Chris West, the software Development Manager, demonstrated the use of the keyboard.

Who knows — could this be the beginnings of musical party political broadcasts?

Commodore UK, 1 Hunters Way, Weldon Corby, Northants NN17 1QX.

Kenneth Baker M.P., centre, humming along to Commodore's Music Maker.



At the Show . . .

It's rather like counting how many shopping days to Christmas waiting for the PCW show and it looks like everybody who's anybody is going to be there.

Atari will be launching their range of ST computers with the 520ST at the forefront. Over 80 software houses will be featured on the Atari stand who will be showing packages for both the new 16/32 bit 520ST and the 8-bit 130XE and 800XI machines.

You'll have a chance to see Level 9's Red Moon in action and also get a sneak preview of their new adventure, Worm in

Paradise. Pete Austin the author of some of Level 9's epic adventures — which have over 200 locations and can take weeks to solve — will be there to let you see a great mind at work.

Of course the HCW team will be there — well I did say anybody who's anybody — and will be looking forward to meeting you. Ron's getting more complex by the minute in anticipation!

What a lot of happy Ghostbusters there are in the world, or should I say potential Ghostbusters!

We have had one of the largest postbags for a number of weeks for our competition

Pinball Wizardry

The software house, PSS, are about to release Macadam Bumper, a pinball machine game with a difference.

PSS are running a 'Best Pinball Table Design' competition for the purchasers of the game and the lucky winner

will receive — yes, you've guessed — a pinball machine, plus a gold cassette with the program containing the winner's design.

Macadam Bumper will be available in August at the price of £7.95.

PSS, 452 Stoney Stanton Rd, Coventry CV6 5DG.

and the vast majority of entrants got the correct number of differences seven. As usual with large entry competitions we had to choose the winners out of the hat, and this time we used Kerry's as that was the biggest to hand.

Our hearty congratulations to the winners who are (deep breath: James Adams, Ashbourne; Keith Chapman, Thamesmead; M Howarth, Bolton; C Dickinson, Alsager; Richard Charters, Carlisle; Sidney Reeves, Birmingham; Marcus Prescott, Burton; Jack Hughes, Cadishead; M Radley, Fife; Ian Garrow, BFPO 825; Dennis Richards, London; John Osborne, Woodbridge; Stan Fowell, Dagenham; Ashley Nock, Kinver; BM Atwood, Tottenham; Natalie Wood, BFPO 825; Joel John-Baptiste, Peckham; Steven Cheung, Cleethorpes; B Mawson, Slough; Brian Moate, Selsdon; Heirion Thomas, Dolgellau; D N Atkins, Welling; Arthur Bailes, East Dereham; David Sheils, Bolton; D Brown, Winchester; Michael Zaltzman, Versailles; W N Gilks, Chelmsford; Valerie Hill, Southampton; Christopher King, Swinton; E Haggerty, Blyth; R F Ashdown, Devizes; Peter Baldwin, BFPO 30; K Thornton, Canvey Island; Patricia Ramsey, Arbroath; Warren Wright, Rochdale; Andrew Pearce, Bristol; Keith Mawson, Slough; Ryan Halley, Leicester; Clive Viagas, Gibraltar; Alan Watson, Inverness; David White, Bellshill; Richard Hirst, Huddersfield; Tim Prince, Ware; Jonathan

Yarker, Davyhulme; Cpl Hampton, BFPO 26; Nigel Impey, Higham Ferrers; G J Holmes, Brighton; Graeme Lacey, Tunbridge Wells; J C Crees, Colchester; Phillip Ridley, Northwich; A J Prigg, Exeter; Steve Wood, Wombourne; David Tricksey, Poole; Michael Clark, Newton Grange; Joseph Toomey, London; Mark Shalland, Andover; Matthew Fisher, Lichfield; Jonathan Leach, Sidmouth; M Salleh, Prices Gates; Scott Thomson, BFPO 42; Michael Edwards, Shepperton; B Lomas, Crediton; Nick Smith, Burton; D A Edwards, Manchester; J Tyrell, Anfield; Michael Thompson, Weymouth; Alyson Key, Hull; Christopher Slatter, Gloucester; Daire O Sullivan, Dublin; Tommy Horner, Glasgow; B D Everingham, Romford; Vijay Lad, Wrexham; David Fletcher, Portsmouth; Andrew Bird, Ripley; Michael Harman, Withernsea; David Smith, Melton Mowbray; P Shepherd, Woodthorpe; Dave Parish, West Wickham; Jonathan Evans, St Asaph; Simon Roche, Formby; Michael Halpin, Bridgewater; Patricia Moore, Crewe; R L Stacey, Killamarsh; Martin Newman, Bretton; D J Hirani, Oldham; E White, Northampton; Susan Foyston, Hull; L Valentine, Corsham; Steven Osborne, Maidstone; M L French, Norwich; Jonathan Biddle, Leiston; Don Causton, Wellinborough; Naem Iqbal, Bannockburn; Barry Eames, Hardwicke; Eddy Van Gelder, Belgium; D Goodwin, Wallingford; A M Robinson, Maidstone; Carl Smith, Barrow-on-Soar; Paul Baldwin, Barnet; Cpl C J Gregory, BFPO 106.

M.U.P. is...



"the Host in the machine"

01-608 1173



British Telecommunications plc.

EXPERIENCE ONE TO ONE AIR COMBAT WITH MA
 JINIQUE TWO PLAYER COMBAT • 5 SIMULATED KOREAN
MIG ALL
-ACE-



In the first of our new weekly columns we look at the latest games to pass across the HCW desk. If it's new it's here!

Battle away

It's been Amstrad week at CCS with two new conversions for the CPC 464 and 664.

The first is **Arnhem**, a tactical war game which gives a realistic simulation of the 1944 Market Garden operation. There are four parts to the game, each one being a complete game but all contributing to the full simulation. There are also options for one or two players and an automatically scrolling battlefield. Priced at £9.95 the

game will be available from 7th August.

The second Amstrad release is **War Zone** which uses the computer to set a new battlefield every time you play. All the dangers are changed so the plains, roads, woodland, hills and minefields can appear anywhere. You play against the computer and you select the number of playing pieces that are to be used and thereby affect the complexity or otherwise of the game. War Zone is already available and costs just £6.95.

Golden nuggets

US Gold are keeping up their one company assault on the software charts with one new release this week and two conversions.

The new game is available for the Atari and the C64 at £9.95 on cassette and £14.95 on disc. **Mig Alley Ace** is a combat simulation which "excites, stimulates and challenges your fighter pilot instincts". What surprised us it that the game is being sold in a double cassette case with the other space holding a small card with details of future releases. Seems a waste of shelf space to me!

The conversions released this week are **Beach Head** for the Amstrad and the BBC (is this the first US Gold title for the Acorn Micros?) both are at the usual price of £9.95 on cassette but just £12.95 on disc.

Spectrum **Dambusters** is now with us and there are versions planned for the BBC, Amstrad, Enterprise and Atari. Each game also has an offer on the Airfix model of the bomber used in the raid but be careful with that glue, you don't want to jam up your cassette recorder with cassettes costing £9.95 each do you?

A full list of future Amstrad titles from the company has also been announced. Besides those named above there will be **Return to Os**, **Goonies** and **Zorro** games soon as well as conversions of **Beach Head II**, **Pole Position**, **Up 'n' Down**, **Buck Rogers**, **Congo Bongo**, **Dambusters** and **Bounty Bob Strikes Back**. It looks like it's going to be an Amstrad Christmas if this deluge of software continues.



Big soft

Martech have been signing up all the big names for their forthcoming releases and when I say Big I mean BIG!

In mid October we will be having a game from **Geoff Capes**, yes he of the mighty muscles and strong neck. The game will not follow the usual software game approach in that there will be no joystick bashing here. The idea is that you try to bring Geoff to the peak of physical fitness ready for the next event.

During the actual event speed and reaction will be important if you are to give Geoff any chance of success. Those of you who are coming to the PCW show might be able to meet the mountain, sorry I mean man, himself as he will be there to promote the program. The actual name has yet to be decided but it will be available for a huge range of micro's at £7.95 from mid October.

The other new program from Martech will feature the **Zoids**, TOMY's robot monster toys. The game will be written by The Electronic Pencil Company, the same group who were responsible for the 4th Protocol program.

There are very few further details available at this stage but the game will sell for between £7.95—£8.95 and be written for C64, Amstrad, MSX, BBC, Electron, Spectrum and Atari machines.



S
E
S
A
E
A
R

Blowing bubbles

The bubble has burst for the Amstrad and the Einstein as **Use It** emerges.

The overall aim is to get you and your micro doing something useful instead of playing games all day. The package has three parts — Graph It, Time It and Calc It. I don't expect that it needs a mastermind to sort out what each of the programs do but so that you can play Trivial Pursuits with them the answers are draw graphs, display the time and do calculations. For the Amstrad the cassette costs £8.95 and on the Einstein the disc is £12.95.

The Wizard has been waving

his magic wand and the next tape out of Bubble Bus' cave is the **Wizard's Lair** which will have the Amstrad Version on one side and the C64 version on the other. I wonder how many will be returned as faulty due to buyers trying to load the wrong side?

In this game Pot Hole Pete finds an amazing subterranean network of tunnels and caves which comprise the home of our subject, the Wizard. He has to find the four pieces of the Gold Lion in order to escape and there are plenty of energy sapping creatures who try to stop him. The game is priced at £8.95 and will be in the shops at the end of this month.

Kuma MSXtra

Kuma Computers have announced a new range of games for the Amstrad range of machines but the only title as yet made public is **Rock Raid**.

This will be available on 21 August for £6.95 and Kuma claims that it is a "High speed arcade game with smooth graphics and full use of the Amstrad's facilities". There will be both keyboard and joystick control and user defined keys. Each level of the game will be faster and more challenging with greater numbers of enemies.

Also from Kuma, who are

claiming the title "the leading MSX software house" comes **SHNAX**. This game has a number of differences from the ordinary according to its publishers. There are an infinite number of levels, actually 10 scenarios but with differing features and speeds each time around. It is controlled by joystick only and the objects which you find along the path can be used to defeat your opponents if only you can match the object and the nasty!

This "ultimate maze game" will be in the shops by the time you read this and will set you back £6.95.

Shorts

Alligata have decided to take the michael out of the software industry with their latest release for the Atari and C64. Called **Shoot em up** we hear that it has camels. Uncle Claude and various other well known symbols floating across the night sky in a shoot em up game that lives up to its name. We are even informed that it starts with a bunch of Irish Jokes. We wonder if there will be a special version prepared for the Irish market with English jokes?

The near relatives of the crocodile have another game up their collective sleeves that might be available at the PCW show but no details are flowing out of Sheffield yet.

Rather late for this year's examination candidates, is a new collection of revision software from Charles Letts, perhaps they forgot to put the exam dates in their diary! The software will follow from their successful **Keyfacts** revision aids and will be available for BBC, Electron and Spectrum machines. C64 versions are promised for later in the year. Subjects to be covered include Biology, Chemistry, Computer Studies, English Lit, Geography, Mathematics and Physics. Each program will cost £11.50 and we have requested review samples, so check the software reviews in a couple of weeks time.

If you ever fancied building a robot, then the new game from Silversoft is likely to appeal to you greatly. In **Talos** you have to locate and then assemble parts of a robot which have been spread over 200 screens of a rural landscape. The whole operation is made more difficult because certain parts carry weapons which are likely to go off at a moments notice. Claimed to be an Arcventure, even after you have assembled to machine you have to find the Crown of Eternity from its secret vault. It sounds like good value on the Spectrum at £7.95.

Future action from US Gold announced this week are **Goonies**, based on Spielberg's newest movie and the official **World Cup** game based on the contest in Mexico 1986. The football game will be for Amstrad, C64 and Spectrum at about £8.95 but don't hold your breath waiting — it isn't due for release until two weeks before the finals commence!

As mentioned in John Henderson's Education column a few weeks ago, **Maths with a Story 2** is now released. This book and cassette packages follows from a schools radio series which is due to be broadcast again from Thursday Sept 26, at 10.25am. The book is priced at £4.50 and the cassette at £10.95, they cannot be bought as one package at the moment. BBC and Electron versions only.

A couple of weeks ago we had a review of the **Red Arrows** game on the Amstrad. Database have now released the Spectrum version at £8.95 with a percentage of the profits going to various forces charities. There is a free High Score competition for players with the chance to visit the team at their base in RAF Scampton. So follow the red leader!



Four new Amstrad games from a range of companies have landed on our desk this week. Knightsoft have released **Lucky Fruits** and there are no prizes whatsoever for guessing what type of game that is. You are paying £8.95 for the privilege of letting this bandit rob you. CP software have **3D Voice Chess** with a transfer routine for disc users built in. It appears that the pieces actually talk, I can't wait to see the game of the new Tim Rice musical — that should be something. Finally in this section we have two new releases from Amsoft, big daddy itself, **Dragons** and **Braxx Bluff**.

Cheapest software of the week award goes to Central Solutions for their four Spectrum games at just 99 pence each. they are a mixture of arcade games, graphic adventures and text adventures and there are promises of more to come.

Lovers of utilities might like to hear that our own Diana Smith has written an indexing program for the Spectrum called **V-Notch**, don't ask me why. The cassette is available from Transform at £12.95 and it appears that it is simplicity itself to produce an index of HCW articles. Diana claims that it is a programming miracle with 122,500 bytes crammed into the Speccy.

Activision are rather saddle sore from testing their new game **Tour de France**. The game will be promoted by Robert Millar nicknamed the King of the Mountains due to his stringy little legs. Originally for the C64 other versions will follow soon, price? £9.95.

Finally Robico inform us that one of their adventure titles has fallen foul of Chemical giant ICI. It appears that **Assassin** had been registered as a software trade mark by the conglomerate and they objected to Robico using the name. So if you want a copy of **Assassin** (by Robico not ICI) you have to ask for **Rick Hanson** or the boys will be around.



With a look at the future of computing in schools and reviews of Jacaranda's new programs this week's education article from John Henderson is overflowing

Talk in the schools at the moment is based upon fears for the future. The rapid swing of the pendulum in the world of education is slowing down.

Over the last four years, schools have been hit by the computer revolution to such an extent that the same revolution is beginning to take its toll. Government plans to place a micro in every school have been very successful. However, in every revolution there are casualties. Already schools are suffering from the additional pressures of extra training and the search for educationally valuable software.

The BBC Micro, the most

popular educational micro, is in danger of becoming extinct as new 16 bit machines hit the market. The government has already modified its plans and claims to want 16 bit machines in all schools to be comparable with industry. In reality, schools cannot cope with these changes. Even if a full subsidy was allowed, it would have drastic consequences — idle machines, a lack of software and still more training to try and help teachers cope with yet another development where results are required as from yesterday.

In reality what will happen is a general consolidation of the revolution to date. There are

still many bridges to build. Software needs must be more adaptable to individual schools. Further skills need to be developed to allow all children access to computers — one computer in a school of 30 children, one computer in a school of 300 children is still common. Schools will look to extend hardware they already possess with comparable machines.

The Home versus School problem is yet to be tackled, although the Electron is proving a popular alternative to the Beeb. Home sales have risen over the last year so that Acorn's share of the home market stands at 22%, as opposed to 8% a year ago. Acorn is attempting to update the BBC computer. At this moment a BBC B+ is available. Later in the year rumours suggest a B++ and even a C model. Without further financial help and training the problems of today will increase

until the revolution comes to an end. That would be unforgivable, but serves as a reminder that all change cannot take place overnight.

The educational software scene has been explored by this column over the last few months. Software for this market is not popular among the publishers as the market is limited and the profit relatively small. Is this the real reason? Perhaps the truth is that the market is tired of over-protected and educationally damaging software designed not to educate but to occupy.

In this light it is always pleasing to see a new name come onto the software scene. This name is Jacaranda — quite a mouthful.

Jacaranda software is from the Australian stable of John Wiley, so hang onto your digger-doo and lets have a look. Six titles have been released and they all demand that players co-operate with each other. Three in particular will be looked at in this article.

Raft Away River is a simulation program for 2 to 6 players, aged approximately 7-12 years of age. Documentation is provided in the form of two booklets, one a teachers guide with follow-up suggestions, the other a students guide.

The adventure starts with the intrepid explorers stranded in a wild and remote area after their raft was destroyed. The aim is to escape before the river floods the surrounding area. The game begins in a familiar fashion by choosing one of four levels of play: Easy, Medium, Difficult and Very Difficult! Having taken an age to choose, let's look at one attempt where R Harris from class 1 (Rolf to his friends) is in league with D Edna (his friend from class 2).

A map is drawn on the computer screen and a list of the tools which each player carries is displayed. From now on it's a matter of real strategic planning. Harris, sporting a nice line in fishing rod and rope, immediately heads for the river to catch fish. Edna, being a big girl, heads for the trees to chop wood with her lusty axe in order to build a new raft.

As they near the end of day one, Harris persuades her to use this wood to start a fire. See what I mean about co-operation! Edna wins the race as it takes Harris three attempts before a fish is caught. They

have further trouble lighting the fire, and the computer reminds them that they are starving by now. Hardly suprising when there are 21 commands to chose from. Starting to get the idea?

As in real life, the explorers will suffer if they do not eat. Mistakes are checked by the program. Moves already completed are greeted with a "You have done that" message and the impossible with a message "You can't do that" plus an explanation of why not. Wording in capital letters on the screen refers to things to be read by the players, wording in italics shows things to remember. Overall the screen display is pleasing and not too cluttered.

Any instructions are confined to a display window at the bottom of the screen and the players, stick figures, move to each location so that each player knows where the action is. A counter in the bottom left-hand corner of the screen records the number of moves made in the game. There is a choice of sound on/off. The ESCAPE key has been disabled, but surprisingly the BREAK key has not. Pressing this stops the program.

Gold Dust Island strands between two to five players on a desert island — fortunately not the one Roy Plumley frequents. The aim is naturally to escape. Again the emphasis is on teamwork. A screen map of the island shows three main areas to be used for boat building, collecting water and digging for gold. The fourth part of the screen is reserved for a picture of the rescue ship to be used for escape.

Each day on the island, players can choose to move, fetch water, fill a well, trade, build a boat or dig for gold. A status screen shows players which tools they are carrying, how much gold they have, how much water (starting with 10 days supply), and how many boat points they possess. As each member of the team is successful in gaining points and surviving, a portion of the rescue ship is completed to carry one, two, three people etc. Only if this ship is completed before the cyclone comes, will lives be saved. Players are represented on screen by stick figures which flash on and of when it is time to move.

Movement around the screen

is by way of eight compass directions. Each movement takes up one day. Children have to be able to estimate distances as they move in screen units, with a maximum of 40 per day. Actions such as collecting water cannot be completed until the player is within each specified area. Moving too far into an area wastes time and gives the player more ground to cover.

Water can be transported into other areas to prolong activity. The best way to survive is by co-operating with another person, although there is no guarantee that any trading arrangements e.g. water for a share in the boat building, will be adhered to. This is where you discover who your real friends are.

The effects used for the cyclone are realistic, but both rescue and/or death are greeted in other ways. Rescue releases a chorus of Happy Days Are Here Again, although there is no movement from the ship, whilst a very slow version of The Death March is the sign of failure to overcome the forces of nature. Not the most effective program from Jacaranda and perhaps the one to avoid. Real children don't find desert islands full of gold. Gold Dust Island comes with three booklets — a teacher's guide, students guide and an operating manual.

Cunning Running is — guess what? — yes, a simulation, and a good one too. Up to four players take part in an orienteering course, the object of which is to collect markers hidden at random on the screen. The actual course, shown in the diagram, contains a variety of open ground, swamp, forest, paths etc. Navigation is by movement on a grid using a grid reference based on a letter and number code e.g. B2 to C4. According to where you are on the map, movement can be one, two or three squares at a time up, down or diagonally. Move three squares if on a clear path, but only one at a time if wading through the forest. Markers may be clearly displayed on the screen as small flashing triangles in one square, or else hidden in one area of the map, only to be revealed when you are in the square next to the marker.

The game ends when each participant has at least four markers, the player who collected them with the least

mistakes and in the fewest moves being the winner. There is an opportunity to end the game early by pressing CTRL-P. A score sheet is displayed at the end — Jake found four markers in 44 moves with 10 mistakes — moral of the tale is not to follow him. After this, players can opt for a new game between the same players again or a different team, or to finish altogether.

Of all these programs, this one developed the most interest and excitement and was not difficult to relate to children's own experiences. With very little practice, children were able to plot the most efficient paths across the terrain.

All these programs have an element of fun and use the micro to simulate activities that would otherwise be difficult in a classroom situation. Children are in charge of the micro and their own destiny. Whilst some of the outcomes are predictable, a great effort has been made to encourage the instincts of survival through co-operation and sensible decision making. A pity that the BREAK key is not disabled. Some of the red keys could also have been programmed to help cut down the typing. All programs allowed a choice of sound on or off. This range of software will appeal to many children and teachers. Support materials are well designed and the packaging is both attractive and durable for life in the classroom. Whilst the price is on the high side — there is the possibility to extend work from these programs and they should fit well into the work of schools. Jacaranda are even running a competition to find the best classroom use for their programs. £500 to spend on hardware awaits the winners, so at least one school will get their BBC B+ at a subsidised rate.

End of first term report reads Jacaranda has settled in well and made a promising start.

Program References

All programs on 40/80 track discs.	
Raft Away River	£19.95
Gold Dust Island	£19.95
Cunning Running	£14.95
Quick Cartage Company	£19.95
Scavenger Hunt	£14.95
Sheep Dog Trial	£14.95

John Wiley & Sons Ltd, Baffins Lane, Chichester, Sussex PO19 1UD Tel: 0243-784531

SOFTWARE



One on One

This is a simulation of a two player basketball game featuring four different levels of play. The loading screen looks great, and sadly, it's the last thing that does. The game is played on a so-called 3-D court by two very flickery and jerky block-men. Mind you, it took me about half an hour to fathom out how to get the menu to work from the instructions given in order to get to that stage!

According to the blurb, the program actually represents the playing characteristics of two well-known American players, and rambles on about tactics and offences and variations in play. To be fair, you can set it up for a one or two player game, and in addition to keyboard, there are Sinclair and Kempston joystick options.

In the final analysis, the players are so badly represented, it's difficult to see which has the ball as a result of attribute problems and flicker, and their response to control is poor. Even on the pro level, where a referee interjects every ten seconds, play is simple and rapidly becomes boring.


Given the excellence of Ultimate's animation techniques, this could have been really good. As it is, it has all the technical elegance of a poor £1.99 game and thus cannot be recommended at any price. As Ariolasoft illustrate the sleeve with screen shots from the Commodore 64 version, are we to presume that they too recognise its limitations? **D.M.**

Price: £8.95

Publisher: Ariolasoft

Address: Asphalte House, Palace Street, London SW1E 5HS

SPECTRUM



Digital Defender

I'm sure that if I hear the Star Wars theme played once more on a piece of alien zapping software, I will scream! Not a bad implementation here, however, and a neat idea the game offers is the option to centre the screen display with the cursor keys whilst the main program is loading.

Originality stops there, I'm afraid. Despite a kind of cute parable offered as the background to the game (aliens have landed whilst we've been busy playing Invaders and they have stolen all of our formulae), I'm forced to admit that I could hardly bear to play this — and hopefully I'm getting paid to do so!

Your MFB (Manoeuvrable Flying Base) snails its way across the low horizon whilst an assortment of pathetically slow-moving aliens cross the sky at various heights. Some fun, huh? Well, what makes it almost unbearably awful is that these aliens can only manage to appear one at a time, thus allowing you to answer the phone or make a cup of coffee or whatever and still shoot the "mutant" down.

Price: £7.95

Publisher: Bevan Technology

Address: Gresham Chambers, 14 Lickfield St, Wolverhampton WV1 1DG

However, this isn't a version of Invaders, despite the promise of the cassette cover and the background documentation. The whole pointless exercise is just an excuse to offer you a simple equation to solve — addition, subtraction, multiplication or division depending on which mega scenario you choose. Despite the presence of a hi-score table and three lives (you lose if you should miss the alien — ha! — or fail to solve the equation — double ha!).

Now it may be that you need a little bit of fun to sweeten the pill of a basic teach 'em game and on that basis I suppose this is as good and as bad as half a dozen others, but it does seem a mite sneaky to try and package it as a shoot 'em up.

If you're into aliens you might well pick this up and be more than a touch annoyed, especially as the fun elements are so incredibly dull; if you're a teacher or parent looking for a simple maths aid for your kids then you'll probably never even pick this up. Come to think of it, that is almost certainly the best possible thing that could happen to you. **D.R.**

BBC





Vagan Attack

Sometimes, I wonder whether anybody takes much notice of the reviews that my colleagues and I write. Time and time again I have read or indeed written that just because software is labelled "budget" it does not mean that software companies can get away with releasing sub-standard material.

Atlantis Software obviously haven't applied the above maxim to their latest release for the Amstrad. Vagan Attack is a sort of Star Trek game where you wander from quadrant to quadrant ridding the galaxy of Klingons, Zargs or whatever the malevolent enemy is called.

This sort of game is essentially a management game with you planning your journeys, refuelling at starbases, keeping a close eye on energy, weapons and so on. Code Name MAT, which is available for the Amstrad and many other computers, added great arcade action to the basic plot, while Salamander Software's Star Trek was so detailed and graphically excellent that it was a joy to play. These were both programs released some time ago.

This new product has neither the graphical quality nor the combat action to keep you playing. Commands have to be clumsily entered by two letter codes and the response time is pretty slow. I couldn't find a way to break into it at first but could see that the whole program was written in BASIC. There is nothing actually wrong in this but it is not even particularly well-written.

I suppose one could purchase it under the pretence of buying a traditional computer game, Star Trek being one of the earliest, but you may be just as well advised to scour the computer magazines for a "free" listing. **C.G.**

Price: £1.99

Publisher: Atlantis Software

Address: 19 Prebend St, London N1 8PF

AMSTRAD



Alien

I have a slight distrust of software which leans heavily upon a well-known title from the cinema. There are exceptions, such as Rocky Horror, but frankly I'm not sure this program would really create any ripples if it were not for the book and the film.

The screen is split into three main sections. The left-side shows a map of part of Nostromo, the spaceship on which the unfortunate crew find themselves. The right side gives the various menus from which actions can be selected, and at the bottom of the screen is the final window containing status reports, messages of despair and the like!

Nostromo, as you are doubtless aware, has been invaded by the Alien, who has utilised the body of one of the crew, although this varies from game to game. By moving various other members of the crew around the ship, the idea is to decide where the Android is — and then trap it. Care must be taken with weapons, as the body exudes an acid-like substance when wounded, but with luck it might be possible to blast the creature into space through an airlock.

The menu system is simple, with keys or joystick moving a selection band on a menu. It is fast and responsive, often faster than the program allows the character to move.

I found the program a little repetitive to play, but I am sure that it will appeal to many owners, and will be a big seller. Perhaps I would enjoy it more if I was better at it... **P.T.**

Price: £8.95

Publisher: Amsoft

Address: 169 Kings Rd, Brentwood, Essex CM14 4EF

AMSTRAD



Kayak

One of the first computer games I ever played, years ago, involved driving a car around a winding racetrack. The edges of the track were marked by rows of white posts, and all the player had to do was to move to the left or right to keep the car between the posts. This game is very reminiscent of that one, except that the car has been replaced by a kayak.

The screen display is of a scrolling river, its smooth blue surface broken at intervals by white blodges. As your kayak moves steadily along the river — it is paddled automatically, you only have to steer it — pairs of posts appear. You are supposed to aim the kayak between these posts, keeping the white posts to your left and the red ones to your right. However, the steering becomes very erratic as you get close to the posts, so success depends more on luck than good judgement.

If you negotiate a pair of posts successfully, a white square appears instead. When you have passed 25 pairs of posts, the game ends. No score is given, but I suppose you could count up the black and white squares if you want to know how you've done.

The sound effects, a steady splash-splash which continues even after you have completed the course, add to the soporific effect. A dull idea, poorly executed — give this one a miss. **M.N.**

Price: £2.50

Publisher: Creative Sparks

Address: Thomson Hse, 290 Farnborough Rd, Farnborough Hants

C64



Flipped



Hooked



Keen



Yawning



Comatose



The Covenant

This game reminded me a lot of Backpackers Guide To The Universe and other games from Fantasy. Your task, as the last survivor of an ancient race, is to re-assemble the covenant detailing its culture. This has carelessly been scattered in 64 pieces over 256 caverns. You must also capture the creatures living in these caves and use them to repopulate the planet's surface.

In practice, you power a globe shaped craft, but can only fire outside of it. The caverns are divided into zones of four screens. In each zone you must find the specific ammunition, then stun the particular type of creature which inhabits the area — there are eight creatures per zone — and drive over them to collect them. Next you need to find a key, take it to an electronic lock, and the entrances to more zones will be revealed.

There is a tough energy limit, which makes the game very hard to play initially. Without using the save option I could not pass the first zone. It's fair to say this would be too difficult for some buyers.

Graphically, the caverns look attractive, and the animation is good, particularly when your man is jumping around. Colour is well used, and sound is reasonable. The game has a professional feel and is well presented.

PSS call this an arcventure, but it doesn't require that much thought, and I think it will appeal more to the crack arcade addicts. I also feel it is a pound overpriced.

P.S.

Price: £6.95

Publisher: PSS

Address: 452 Stoney Stanton Rd, Coventry CV6 5DG

SPECTRUM



Grand Prix Rally II

This program is one of the first motor racing games to be released for the Amstrad computer. Sat behind the wheel of your powerful rally car you tear around 10 different circuits at break neck speed.

The circuits provided all have differing characteristics, these include rain, fog, ice, darkness, deserts, bridges. All of which have varying effects upon the performance of your car.

Control is via the joystick, with steering and braking being the only controls available. There are no gears and acceleration occurs automatically.

The roads are drawn with perspective going into the screen, the effect of movement being provided by a flashing striped edge to the road. The circuits are constructed of straights and bends of differing severity. Some bends require you to brake quite heavily if you are to stay on the road. On many of the circuits you can actually get two wheels on the grass verge and overtake a car. Try the same manoeuvre on the bridge circuit and you had better be a good swimmer.

Should you tire of the 10 circuits that are provided you can create your own race tracks using the in-built editor. These can then be saved to tape for use at a later date.

Graphically the game is very good, the cars are huge, the scenery is detailed; it is such a pity that you have so little control over the car. If they had provided gears and an accelerator the game would have been much better.

J.R.

Price: £8.95

Publisher: Amsoft (Loriciels)

Address: Brentwood House, 169 Kings Road, Brentwood, Essex CM14 4EF

AMSTRAD



AirWolf

Airwolf is a computer game which is based on the popular TV series of the same name. Your mission is to rescue five US scientists who are being held hostage deep within a subterranean base in the Arizona desert.

You must guide Airwolf on a tortuous twisting route through the base. The base is scattered with defence shields through which you must blast your way. As if these didn't provide sufficient hinderance you must avoid the rotating radar dishes, the killer droids, and fly through tunnels which are no wider than Airwolf itself.

Essentially Airwolf is a variant on the "Scramble" variety of arcade game, but is far superior to any of its predecessors. The theme tune from the TV series is played in stereo throughout the game. Loving care and attention has been paid to both the background and character designs. These are drawn in glorious colour and incredible detail.

The game can only be used in conjunction with a joystick. Airwolf reacts instantly to any slight movement of the stick, which can be quite a problem when negotiating the narrow sections.

As the game begins, five emblems are displayed at the bottom of the screen. Each time you come into contact with a wall there is a nasty grating noise and one of the emblems is erased. Run out of emblems and your billion dollar chopper goes up in smoke — I hope it's covered by fully-comprehensive insurance.

I thought the game was excellent yet my wife was disappointed. She thought a copy of Jean Michael Vincent, the star of the show, should have been provided with the game.


J.R.

Price: £8.95

Publisher: Amsoft (Elite Systems)

Address: Brentwood Hse, 169 Kings Road, Brentwood, Essex CM14 4EF

AMSTRAD



Ancient Quests

This educational arcade package is aimed at the 5-11 year old, and has a game on each side of the tape.

Side one, King Tut's Treasure, is a Sabre Wulf variant, with the player taking on the role of an explorer in Egypt. Using a metal detector, you search for fragments of the treasure shown at the side of the screen, which can involve matching shapes, matching shapes with names, matching fractions with names, finding the missing part and matching fractions with decimals. If something is buried on a screen, using a beep and a bar graph which increase as the player gets nearer, it can be dug up. If the treasure doesn't match, the player may need to remember its location anyway for later use.

The Count on side two is a castle maze game, like Atic Atac but without anything to avoid. At certain points a number of rats, ghosts, crocodiles and the like float past, and the player has to answer a question involving counting, addition, subtraction, division or multiplication.

Both games are well programmed, and speed, difficulty and the type of question are all definable. Presentation is clear and simple. Both have attractive, smooth and well defined graphics. The Count is more colourful, with very appealing sound, but King Tut is a more playable game, which can be quite challenging on the harder skill levels. Neither game has good control keys, but joysticks are supported. Both games will require some mapping skills from the child

Generally, a good package. The child will enjoy the games and there is plenty of educational value.

P.S.

Price: £7.95

Publisher: Mirrorsoft

Address: Holborn Circus, London EC1P 1DQ

SPECTRUM





The Great American Cross-Country Road Race

Why, I wonder, are nearly all road race games set in America? Driving across the Sahara or over the Andes would be much more exciting than this predictable slog from the Pacific to the Atlantic coast of the USA.

The instructions appear to be dauntingly long, until you realise that they are in four different languages and cover three different versions of the game. Once you have identified the relevant sections, there isn't that much to wade through. They describe how to choose one of the four possible routes and select your next destination city, and how to drive the car. Driving is surprisingly easy once you have mastered the art of gear changing, as the great American highways are quite straight and carry very little traffic.

The most awkward part is filling up with gas, as the gas stations are few and far between. If you run out, or blow the engine by mistiming your gear changes, you have to "push" the car to the next gas station by repeatedly pressing the joystick button. This takes so long that you will almost certainly run out of time and be disqualified.

You are told your position in the race at the end of each stage, and there is a hi-score table in which you can enter your name if you finish in the top 10.

A few more potential disasters might have redeemed this game, but as it is it's marginally less exciting than a long drive up the M1. **M.N.**

Price: £9.99

Publisher: Activision

Address: 15 Harley Hse, Marylebone Rd, Regent's Park, London NW1 5HE

C64



MAD DOCTOR

Building a better body



Mad Doctor

Dr Blockenspiel, commonly known as the Mad Doctor, has a great ambition: he means to create a monster and bring it to life. He intends to obtain the parts for his creation from the village of Studelberg — the dwellings, the village centre and the graveyard are all good hunting grounds.

As he wanders around the village, he inspects everyone he meets, selecting the head, body, arms and legs he will use, and also keeps a look out for other necessary items such as the bolt which will hold the parts together and the metal kite which will attract lightning to bring the monster to life.

This is a very gory scenario for an adventure. Killing villagers and digging up corpses is really not my idea of fun, and a distaste for the idea prejudiced me against the game before I had even started to play it. However, I have to admit that though the storyline is revolting, it has been well executed. The 3-D animated graphics are quite impressive, and the joystick control, with the options being selected from a panel at the bottom of the screen, works well.

As you only have to choose between the options listed instead of having to work out for yourself what commands are available, this is rather easier than most text adventures. I did not, however, succeed in bringing a monster to life because the program kept crashing halfway through the process.

I do hope the programmer will find less blood-thirsty outlets for his undoubted talents in the future. **M.N.**

Price: £8.95

Publisher: Creative Sparks

Address: Thomson Hse, 296 Farnborough Rd, Farnborough Hants

C64



Merlin

This is one of Creative Sparks "Sparklers" range. Your task is to help Merlin fight off his adversaries and the only way he can do this is by mixing up a spell.

You have to collect a part of the spell as it appears at the bottom of the screen and then drop it into a cauldron. He is hindered in this process by myriad flying creatures, all out to stop him depositing his pieces of spell — a jewel, a skull, an eye and a lizard's leg — into the pot.

Once five pieces of Merlin's magic are in the pot he is whisked to the next and more dangerous level. This seems very easy (I hear you say) but there is more.

Every now and then the opposition drop a parachute into the cauldron. The anti-magic spell suspended from the parachute nullifies the contents of the cauldron and forces you to start once again on your quest.

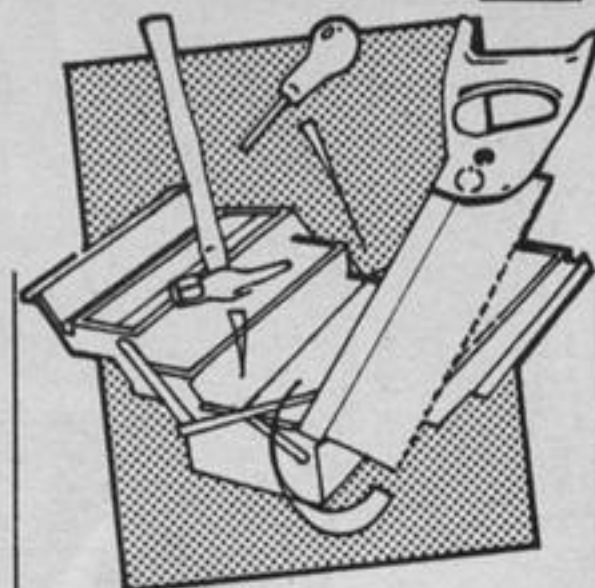
Graphically the game is quite good, Merlin and the nasties all move very smoothly. I especially like the way Merlin rides to the pot on a fluffy cloud and how the parachute floats gracefully downwards. Sound is limited to a noise meant to create a magic spell effect — not very inspiring. Notwithstanding this Merlin is a game worth looking at and at £2.50 comes within the range of pocket money games. **M.W.**

Price: £2.50

Publisher: Creative Sparks

Address: Thomson Hse, 296 Farnborough Rd, Farnborough Hants

C64



Fmon

There are many powerful ROM based monitors available so I was surprised to find Fsoft's RAM based monitor for review.

Apart from being RAM based, Fmon is peculiar in its use of three system variables, A1, A2 and A3. Parameters for commands are read from these so if you wanted to move a block of memory from &2000 to &217F into RAM from &3500 onwards, you have to set A2 to &2000, A3 to &217F and A1 to &3500, and then invoke the memory move command.

Setting A1 is easily accomplished by simply entering a number but A2 and A3 cannot be set directly. Instead, there are commands to copy A1 to A2, swap A1 with A2 etc. In actual fact, these commands have been so designed that to achieve the block move, you simply type "2000,217F X3500M" First A1 is set to &2000, comma swaps A1 with A2, "X" swaps A1 with A3, finally set A1 to &3500 and invoke command. After a while, you could probably get used to this system, but I prefer to be able to type in M 2000, 217F 3500 instead without worrying about variables.

It's a shame I had to be so critical about something so fundamental because the monitor is in fact packed with features. It includes a disassembler, relocater, line assembler, break point handler, user defined variables, recursive procedures and macros.

These features are very powerful but do take up 5K. This means that on a disc based machine, debugging a game in a graphics mode is almost impossible. If only this monitor was in ROM. **S.S.**

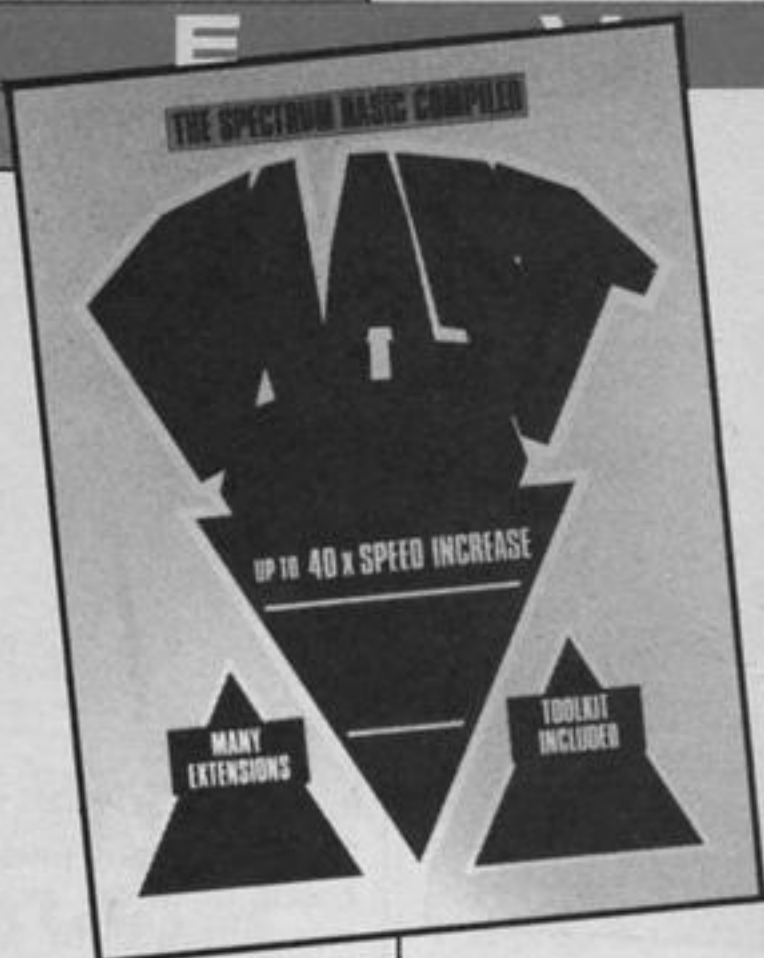
Price: £9.00

Publisher: Fsoft

Address: PO Box 352, Brighton BN1 3AY

BBC





Blast Compiler

I'll freely admit that Blast is about the best compiler you're ever likely to want or need. The amount of thought and development that must have gone into it was probably enormous. Yet all the time I was using it, the thought that it would cost me virtually £25 to buy this program, if I weren't reviewing it for HCW, loomed large in my mind.

This is the first compiler I've used that accepts all the commands available in BASIC. Previously when writing programs with compilers I've often spent ages trying to work out how to carry out certain tasks when a number of BASIC commands aren't accepted by the compiler (one compiler that I've used hardly let you use any commands relating to string variables). With Blast though, any BASIC program at all can be compiled, either into machine code or a special 'p-code'. This is more compact than BASIC or m/c, but runs at a speed somewhere between the two.

Once loaded, Blast leaves you with very little spare ROM — barely 3K to play around with! Fortunately the manual deals with this in some detail, and describes methods of loading and saving larger programs to and from both tape and micro-drive.

The manual as a whole is very well done. It covers all of Blast's features with laudable clarity, and even kicks off with explanations of some of the jargon involved. There is, however, one small and fairly irritating error with regard to

Price: £24.95

Publisher: Oxford Computer Systems (Software)

Address: Hensington Road, Woodstock, Oxford

the colour security system (similar to the one in JSW), which might lead you to enter an incorrect code and have it all crash on you. So, once you've entered the relevant letter (W for white, G for green, and so on) don't press ENTER as the manual instructs, — the program interprets that as part of the code.

So, what about the speed of the compiled programs? Well, to start with, I wrote a short program to plot a series of circles — not using the CIRCLE command, but using the algebraic formula for plotting points on the circumference of a circle.

This is a fairly complex bit of calculating, along the lines of: $PLOT r * SIN t + 127, r * COS t + 87$ — with a few other variables and a FOR/NEXT loop thrown in (pretty impressive huh?). In ordinary BASIC this is a hideously slow and inefficient way of drawing circles, but I wanted to make things as tough as I could for the compiler, and, to be honest, the compiled program was only a few seconds faster than the BASIC program (from 34 to 29 seconds). But, as I mentioned this was a very inefficient bit of programming in the first case, and once I started to use more sensible methods the speed factor started to drop considerably.

I've only touched on some of the features of Blast here, and to do it full justice would require a considerable amount of time and experimentation. To sum up, I can only repeat that this is the best compiler around, but how many of us amateur programmers have £25 lying around spare. **C.J.**



Tournament Snooker

Snooker simulations are available for virtually every decent machine. Now Einstein owners can get their hands on a very good snooker simulation.

On booting the disc, rather a neat representation of a snooker table pops up and on pressing SHIFT-I, you are taken into one of the most comprehensive set of instructions. After 10 pages, I finally started the game.

On pressing SHIFT-Q, the cue pops up in the vicinity of your white ball and its direction may be changed easily (according to the instructions, it may be altered in steps as small as 0.17 degrees!). To make a shot, you press the space bar twice. The strength of the shot is determined by the time between the successive presses. The balls move smoothly and quickly although it seemed much too difficult to actually pot a ball!

During a game, you have all the usual options such as top spin, back spin and side spin as well as an option to ask your opponent to play a foul shot again and an option to concede. Surprisingly, there is also an option to save the game. I felt this option was slightly over the top but it just goes to show how much thought went into the design of this game.


Overall, I enjoyed Tournament Snooker, — this does not automatically mean that you'll enjoy it too. But, if you like this style of game, you won't find a better snooker simulation for the Einstein at the moment.

S.S.

Price: £14.95

Publisher: Hard Software Ltd

Address: 6 Arum Way, Braunstone Frith, Leicester LE3 6NB



Boffin/Boffin 2

Just when you thought that the platform games had got too stale and boring to be of any further interest, along comes Addictive Games (remember their semi-cult Football Manager?) to breathe new life back into the cliches.

This machine code game for both BBC and Electron offers all the usual friendly facilities — hi-score table, sound option, pause option and the familiar Z/X/Return keys for left/right/jump.

The basic aim is simple — get from one cave to the next by routes which, although studded with traps, are quite obvious. Your little scientist character (Professor Boffin, of course!) has to destroy all the unlucky horseshoes on the way before touching a resident owl who allows access to the next level. So far, so predictable.

What makes the game fun is both the means of destroying horseshoes (with an umbrella of all things) and the ability to float down from platform to platform using the raised umbrella as a parachute. Tripods and petri-dishes are also up for grabs as well as the now common time bonuses.

Trampolines are a great way of getting over some obstacles and I spent some time on one screen just enjoying the technique before the call of further caverns drew me on.

Interesting to see the original version of Boffin here as well — good value too with 25 caverns in Boffin 2 and another 20 in Boffin. In short, a good game with lots of fun features. Addictive — but then it would have to be, wouldn't it? **D.R.**

Price: £9.95

Publisher: Addictive Games

Address: 7A Richmond Hill, Bournemouth, Dorset BH2 6HE

SPECTRUM



EINSTEIN



BBC



Watson's Notes: First Steps in BASIC Exploring Basic Spectrum +

These books are exactly as their titles suggest, a very simple introduction to the art of programming in BASIC. They make no assumptions about you having read the computer manual or how to get into the extended mode. Being specifically designed for the Spectrum+ they even show you the position of the relevant key on the keyboard using a diagram.

This is a consistent feature of both books. After each instruction, a diagram shows you what you should see on the screen, down to the error messages and the appropriate cursor. Handy hints are given in each section, questions are asked and a space provided for the answer to be written in, there are exercises to do, and in the best school-book tradition, the answers are given at the back!

The first volume covers PRINT, SHIFT, DELETE, ENTER, CLS, BORDER, PAPER, INK, strings, sums, editing, simple programming using GOTO, NEW, RUN, BEEP, PRINT AT, LIST, on board graphics symbols, error messages, and important punctuation. Volume 2 carries on with looping, assigning values to variables, FOR-NEXT, STEP, CHR\$, BREAK, using a series of graphic displays on the screen coordinates.

The best thing about these books is their simplicity and clarity. There really is no point in a teach yourself book which needs a reading age of 96 to comprehend it. With these, you don't get very far in each volume, but you do stand a chance of understanding, even if you can't program your video recorder. **D.M.**

Price: £2.95 (each)

Publisher: Glentop

Address: Standfast Hse, Bath Place, High St. Barnet, EN5 1ED

SPECTRUM



Amstrad Machine Language for the Absolute Beginner

I usually regard any book titled like this with great caution. They are often confusing and badly written, or subtly condescending. Either way, I found them hard going, none giving me the basic understanding I needed to make a start on machine code. Joe Pritchard is to be congratulated, therefore, on a book which really does start at the beginning. Not only that, he uses a very simple approach to give you a picture in your head of what's going on in the CPU and what it all means. You don't need to know about binary, hex or any of the other pitfalls before starting, Joe covers the lot with reference to counting on your fingers and toes!

You have all that you require to hand assemble simple programs for any Z80 based micro and more, because, using the published routines in the Amstrad firmware spec. you are shown how to build these into your own work. Interestingly, Joe also shows how machine language interfaces with and controls the hardware too.

Don't imagine, however, that you will sail through this in one night, then go on to write your own chart busting game. That would be too much to ask. Serious study is required, and at some point the purchase of an assembler will be useful. Even so, the first steps being the hardest, I would recommend this heartily as the best introduction I have yet to see. **D.M.**

Author: Joe Pritchard

Price: £6.95

Publisher: Melbourne House

Address: Castle Yard, Richmond, TW10 6TF

AMSTRAD



Z-80 Reference Guide

As the title suggests the "Z-80 Reference Guide" is not a teach yourself Z-80 assembly language book. It is intended as a reference book for competent Z-80 programmers and also for users with some experience of assembly language who wish to expand their knowledge.

The book contains a treasure trove of information for the Z-80 programmer. Beginning with various flags and the effect of the range of Z-80 instructions upon their status. Moving on we come to the Z-80 instruction set, which appears twice. Firstly they are presented as groups which have a specific function or activity eg. single byte load groups, two byte arithmetic group, and rotate and shift group. Displayed in tabular format with a short descriptive paragraph, they are also cross-referenced to the chapter containing the second version of the instruction set.

These are merely presented in alphabetical order but each instruction has at least one page of information devoted to it. The information given is very comprehensive, it consists of the object code in decimal and hex, a written description of the action carried out by the instruction, a table showing the effect upon each of the flags, and an example of its use.

One final chapter worth mentioning is a short but very useful section of hints and tips. This consists of several routines which may be second nature to the experienced user, but could save the novice hours.

The Z-80 reference guide is a book that no Z-80 programmer should be without. **J.R.**

Author: Alan Tully

Price: £9.95


Publisher: Melbourne House

Address: Castle Yd Hse, Castle Yd, Richmond TW10 6TF

Z80



IT'S A GAME



Dave Ellis returns with a new series on the elements of games writing for Amstrad owners. This week there's advice on colours and drawing

In this series of articles I shall be taking a look at various techniques which should prove useful to anyone who wishes to write their own games programs. I can't promise that you are going to end up with a 'KNIGHT LORE' or 'SORCERY' but hopefully you will be a lot wiser at the end of the series. Points that I shall be covering are: Graphics and Text colours, colour stippling, scaling, rotating, movement by ink switching and other types of movement, logical operations and, to round off, some interrupt handling and sound. Phew!!

As the manipulation of colours plays a major part throughout the series, this first article is a recap of what you should already know. Although the four BASIC commands PEN, INK, PAPER and BORDER seem to be fairly easy to understand they do cause a lot of confusion — especially to newcomers.

The diagram DEFAULT PEN COLOURS shows the state of the colours when the Amstrad is first switched on or reset. A useful firmware routine to make a note of here is

&BC02. This jumpblock routine will reset the screen pack — the inks are set to their default values as shown in the diagram, as are the ink flashing rates. If you get 'lost' with the colours then a CALL &BC02 should prove useful! I've also used it at the beginning of some programs later on to make sure that the colours are set correctly. The routine at &BBFF in the jumpblock will go even further and reset just about everything.

Study the diagram again — the two dotted lines show the boundaries for MODE 2 and MODE 1. For each Mode there are a given number of 'Pens' that you can use. In MODE 2 there are just the two — 0 and 1. In MODE 1 there are four — 0 to 3, and in MODE 0 there are sixteen — 0 to 15. The confusion that exists here is that although MODE 2 only allows you to use PENS 0 and 1, it will quite happily accept a statement such as PEN 13. What happens in effect is that a Modulus is performed on the PEN colour to bring its number to within bounds. Thus:—

PEN 13 MOD 2
gives the result of 1 (MOD returns the remainder), so the

PEN is set to 1. In MODE 1 a Modulus of 4 is used so:—

PEN 15 MOD 4

would give the result of 3, so PEN 3 would be the one that is used.

Each of the sixteen PENS can be filled with anyone of 27 INK colours. The diagram **COLOUR PALETTE** shows the range of the colours that can be used. The INK command is used to set the colour of a particular PEN. So:—

INK 3, 16

would set the colour of PEN 3 to PINK.

It would help if you think of the INK command as meaning 'Set the colour of PEN P to X' . . . where P is the PEN number and X is any one of the 27 available colours. If you specify two colours for the INK, then this will set the PEN to 'flash' between the two colours. ie:—


INK 6,0,16

would set PEN6 to flashing BLACK/PINK.

Issuing a PEN command will set the colour of any text that is to be printed with whatever colour ink the PEN is currently set to — bearing in mind the comments about the modulus. Note that previously written text is not affected by the use of the PEN command.

PAPER acts in the same manner and sets the colour that

AMSTRAD



any future background will be to that of the pen number given. I find that this is also a little confusing — the number given after PAPER is actually referring to the PEN number which 'draws' the background. A modulus is also performed on PAPER the same as for PEN. And whilst we're at it you'll be glad to know that no modulus is performed on the BORDER colours TNYTITCYG . . . The Number You Type Is The Colour You Get!

Try typing out the listing **PEN & PAPER EXAMPLE** and you will see how PEN and PAPER work together. The whole screen background will only change colour if you do a

CLS, and this will clear the background to whatever colour ink is in the current background 'pen'. To change the colour of text on the screen, or the background without issuing a CLS will need the colour of the ink in the PEN used to be changed. This technique will be looked at in greater detail in few weeks time.

Of course, the PENS and PAPERS discussed so far only operate on TEXT. Setting the colours of graphics lines and text sent to the graphics cursor (by using TAG) will be looked at in my next article. I shall also include a useful program which will help you to experiment with colour stippling.

```

10 CALL &BC02:MODE 1
15 PEN 0:PAPER 1:PRINT
20 PRINT "this is inverse video"
25 PEN 1:PAPER 3:PRINT
30 PRINT "bright yellow on bright red"
35 PEN 3:PAPER 1:PRINT
40 PRINT "bright red on bright yellow"
45 PEN 2:PAPER 3:PRINT
50 PRINT "bright cyan on bright red"
55 PEN 0:PAPER 2:PRINT
60 PRINT "blue on bright cyan"
65 PEN 1:PAPER 0:PRINT
    
```

PEN & PAPER EXAMPLE

PAPER/PEN	INK	COLOUR
0	1	BLUE
1	24	BRIGHT YELLOW

2	20	BRIGHT CYAN
3	6	BRIGHT RED


4	26	BRIGHT WHITE
5	0	BLACK
6	2	BRIGHT BLUE
7	8	BRIGHT MAGENTA
8	10	CYAN
9	12	YELLOW
10	14	PASTEL BLUE
11	16	PINK
12	18	BRIGHT GREEN
13	22	PASTEL GREEN
14	1/24	BLUE/BRIGHT YELLOW
15	16/11	PINK/SKY BLUE

DEFAULT PEN COLOURS

NUMBER	COLOUR
0	BLACK
1	BLUE
2	BRIGHT BLUE
3	RED
4	MAGENTA
5	MAUVE
6	BRIGHT RED
7	PURPLE
8	BRIGHT MAGENTA
9	GREEN
10	CYAN
11	SKY BLUE
12	YELLOW
13	WHITE
14	PASTEL BLUE
15	ORANGE
16	PINK
17	PASTEL MAGENTA
18	BRIGHT GREEN
19	SEA GREEN
20	BRIGHT CYAN
21	LIME GREEN
22	PASTEL GREEN
23	PASTEL CYAN
24	BRIGHT YELLOW
25	PASTEL YELLOW
26	BRIGHT WHITE

COLOUR PALETTE

EXTENSIONS



This useful program from J Keneally shows how the prowess of the Amstrad CPC464 can be enhanced using a set of expanded Basic commands

You may not be able to get a new ROM to upgrade your CPC464 to a 664, but this is the next best thing — a set of expanded Basic commands which simulate many of the extra 664 commands, and also add some additional goodies not even available to 664 users!

The extra commands

These are installed as Resident System Extensions (RSX), as described later. As with all RSX commands, they must be preceded by a vertical bar character (Shift @, and followed by exactly the right number of parameters for that command. Examples are given below.

Graphics commands

The usual MOVE, MOVER, PLOT, PLOTR, DRAW, and

DRAWR commands are not able to directly set the graphics write mode, i.e. whether the graphic is written in Replace, Exclusive OR, normal OR, or AND modes. As most will know, the screen data is held in the screen memory, so it is possible to merge new data onto the existing screen in several ways.

The simplest is just to replace what was there previously by the new graphic, but many times it is useful to be a bit more subtle. Of particular use is the Exclusive OR method, as this has the property that if you write the same information twice in exactly the same way, after the second write the screen will be restored to the same state as it was before the first write. This is very useful to, for example, make a sprite pass in front of a background object

(or behind it, come to that!).

Another restriction is that the MOVE commands will not accept a pen colour. The expanded commands will all accept both pen and write mode parameters as follows:—

```
!MOVE,x,y,p,w
!MOVER,dx,dy,p,w
!PLOT,x,y,p,w
!PLOTR,dx,dy,p,w
!DRAW,x,y,p,w
!DRAWR,dw,dy,p,w
```


where x=xcoord, y=ycoord, dx,dy = x,y offsets p=pen, w=write mode (0=Replace, 1=Exclusive OR, 2=AND, 3=OR)

Note that the ! character has been used instead of the vertical bar, as this cannot be printed.

Cassette Commands

The normal cassette commands all insist on saving file-structured data complete with gaps between records, file headers, and so on. However, it is very useful to simply save or load a section of memory as a single continuous record. This





is done with:—

```
!DUMP,address,length
!LOAD,address,length
```

where the parameters are the start address, and the number of bytes. You must supply both of these, otherwise strange results will occur.

The other extra cassette command is an expanded CAT instruction:— 'CAT

This works in a similar way to the normal CAT, giving a catalogue of a tape, but with much more information including load address, entry address (for code segments), file type, number of bytes in the block, the state of the Protect bit, and the block number. All numbers are printed in hexadecimal.

File type is:—

- 0 = Basic
- 1 = Binary
- 2 = Screen image
- 3 = ASCII
- 4-7 Undefined

Protect bit is 1 if protected.

Occasionally it is useful to be able to flush out the keyboard input buffer, effectively causing

the computer to wait until no keys are being pressed. This can be tricky in Basic, due to the debounce delays etc. As in the 664, this is done with the command:— !CLEARINPUT

Reading a character from the screen can be a handy trick, for example for detecting the presence of an object on the screen or overwriting and restoring an area of the screen. Although the 464 operating system has a routine for this, it is not implemented as a Basic command. The extended command is of the form:— !COPYCHR,@A\$ where A\$ is any string.

The @ character is essential! It allows a\$ to be loaded with the screen data starting at the current position of the cursor. The string a\$ should be set up initially with the number of characters you want to read along the line. For example: a\$ =STRING\$(5,32):!COPYCHR,A\$ would read 5 characters from the screen, advancing the cursor by 5 places.

Finally, it is possible to wait for the start of a screen scan.

This can also be done using CALL&BD19, but it is much easier to remember: !FRAME as the equivalent BASIC command.

The command is used to synchronise software action with the screen, e.g. to prevent flicker on sprites.

Installing the program

The BASIC listing is used to install the machine code for the extended commands. After typing it in, run it to create the code segment, and then save the code for later use using the command: SAVE"UP464",B,43302,585

As well as creating the code, the BASIC program does a CALL 43302 in line 70 to activate the expanded commands. On subsequent occasions, you will find it quicker to load the code segment alone, rather than BASIC program. Do this by using MEMORY 43301: LOAD"" Then activate the extra com-

mand using CALL 43302.

Remember that the vertical bar character typed in front of any extra command is actually (SHIFT @ on the keyboard.

How it works

- 40 set memory size
- 50 initialise
- 60 poke in code
- 65 do checksum
- 70 complete loop, then check if O.K. If so, activate extra commands.
- 80-90 finish
- 100-530 code in hexadecimal

Variables

- a\$ hex value of code byte
- ldadr current address to poke code byte
- check checksum

Conversion

This uses the special properties of the CPC464, so conversion to another machine is not practical.

```
10 REM program to create extra commands
20 REM for 464-664 upgrade.
30 REM Copyright J. Keneally 1985
40 MEMORY 43301
50 RESTORE 100:READ a$:ldadr=43302:check=0
60 WHILE a$<>"end":POKE ldadr,VAL("&"+a$)
65 check=check+PEEK(ldadr):ldadr=ldadr+1
70 READ a$:WEND:IF check<>63460 THEN PRINT"Typing error":STO
P ELSE CALL 43302
80 CLS:PRINT"You may save the extra commands":PRINT"using SA
VE":CHR$(34);"UP464";CHR$(34);",B,43302,585"
90 STOP
100 DATA 01,71,a9,21,6d,a9,cd,d1,bc,c9,43,4c
110 DATA 45,41,52,49,4e,50,55,d4,43,4f,50,59
120 DATA 43,48,d2,46,52,41,4d,c5,4d,4f,56,c5
130 DATA 4d,4f,56,45,d2,50,4c,4f,d4,50,4c,4f
140 DATA 54,d2,44,52,41,d7,44,52,41,57,d2,44
150 DATA 55,4d,d0,4c,4f,41,c4,43,41,d4,00,c9
160 DATA 00,00,00,30,a9,c3,97,a9,c3,9d,a9,c3
170 DATA b9,a9,c3,ef,aa,c3,f5,aa,c3,fb,aa,c3
180 DATA 01,ab,c3,07,ab,c3,0d,ab,c3,bd,a9,c3
190 DATA d7,a9,c3,db,a9,cd,09,bb,38,f5,dd,dd
200 DATA 6e,00,dd,66,01,7e,a7,c8,47,23,7e,23
210 DATA 66,6f,cd,60,bb,77,23,3e,09,cd,5a,bb
220 DATA 10,f4,c9,cd,19,bd,c9,06,01,dd,5e,00
230 DATA dd,56,01,dd,6e,02,dd,66,03,3e,16,10
240 DATA 04,cd,9e,bc,c9,cd,a1,bc,c9,06,00,18
250 DATA e4,21,2e,ab,11,40,00,3e,2c,cd,a1,bc
260 DATA d0,cd,71,bc,cd,a7,aa,4e,61,6d,65,3a
270 DATA 20,20,00,21,2e,ab,cd,b4,aa,e5,dd,e1
280 DATA cd,a7,aa,4c,6f,61,64,20,41,64,64,72
290 DATA 65,73,73,2e,2e,00,dd,6e,15,dd,66,16
300 DATA cd,ca,aa,cd,a7,aa,42,6c,6f,63,6b,20
310 DATA 4c,65,6e,67,74,68,2e,2e,00,dd,6e,13
320 DATA dd,66,14,cd,ca,aa,cd,a7,aa,42,6c,6f
330 DATA 63,6b,20,4e,6f,2e,2e,2e,2e,2e,00
340 DATA dd,6e,10,26,00,cd,ca,aa,cd,a7,aa,45
350 DATA 6e,74,72,79,20,41,64,64,72,65,73,73
360 DATA 2e,00,dd,6e,1a,dd,66,1b,cd,ca,aa,cd
370 DATA a7,aa,50,72,6f,74,65,63,74,2e,2e,2e
380 DATA 2e,2e,2e,2e,00,dd,7e,12,e6,01,6f,26
390 DATA 00,cd,ca,aa,cd,a7,aa,54,79,70,65,2e
400 DATA 2e,2e,2e,2e,2e,2e,2e,2e,00,dd,7e
410 DATA 12,e6,0e,1f,6f,26,00,cd,ca,aa,c3,db
420 DATA a9,e3,7e,23,a7,20,02,e3,c9,cd,5a,bb
430 DATA 18,f4,e5,06,10,7e,cd,5a,bb,23,10,f9
440 DATA e1,3e,0d,cd,5a,bb,3e,0a,cd,5a,bb,c9
450 DATA 7c,cd,d4,aa,7d,cd,d4,aa,18,eb,47,e6
460 DATA f0,1f,1f,1f,1f,cd,e1,aa,78,e6,0f,fe
470 DATA 0a,30,05,c6,30,c3,5a,bb,c6,37,c3,5a
480 DATA bb,cd,13,ab,c3,c0,bb,cd,13,ab,c3,c3
490 DATA bb,cd,13,ab,c3,ea,bb,cd,13,ab,c3,ed
500 DATA bb,cd,13,ab,c3,f6,bb,cd,13,ab,c3,f9
510 DATA bb,dd,7e,00,e6,03,cd,59,bc,dd,7e,02
520 DATA cd,de,bb,dd,5e,06,dd,56,07,dd,6e,04
530 DATA dd,66,05,c9,end
```


BRIGHT SPRITES

Some more spritely advice from Andrew Clarke. In part three he looks at expansion, multi-colour and priorities

Last week I left you with the problem of making sprite zero move horizontally whilst sprite one moves vertically. Program 1 will show how this is done, although this will be slightly more complicated and lengthy than yours as I've included DATA lines and a routine to POKE the DATA into memory. This is so that you have something to look at.



Easy, isn't it? Or did you try to make a mountain out of a molehill?

Quite simply the XY FOR/NEXT loop provides both the X co-ordinate for sprite zero and the Y co-ordinate for sprite one. You may have used separate X,Y variables and incremented them each time — if the effect is the same then you didn't fail!

This time I want to deal with expanding sprites, using them in multi-colour mode and how to use sprite priorities. These are three areas that really add the frills to sprite control — they are not necessary and can be ignored, but are worth getting to know.

With expansion you have control over expanding horizontally and vertically. These can be controlled independently. Therefore a sprite can be in four expansion states:—

- 1 Normal (no expansion either way)
- 2 Expanded vertically only

```

0 REM **** PROGRAM ONE ****
9 REM **** READ IN DATA
10 FORT=0T062:READA
12 POKE199*64+T,A:NEXT
13 REM **** SET UP SPRITES
14 V=53248:PRINT"J"
16 POKEV+39,7:POKEV+40,14
18 POKE2040,199:POKE2041,199
20 POKEV+1,150:POKEV+2,150
22 POKEV+21,3
23 REM **** MOVE SPRITES
24 FORXY=0T0255
26 POKEV,XY:POKEV+3,XY
28 NEXT:GOTO24
99 REM **** SPRITE DATA
100 DATA0,0,0,19,255,254,48
102 DATA2,0,120,2,0,248,31
104 DATA192,255,254,32,7,248,16
106 DATA1,254,8,0,127,4,0
108 DATA15,255,0,12,48,0,24
110 DATA48,7,255,254,0,0,0
112 DATA0,0,0,0,0,0,0
114 DATA0,0,0,0,0,0,0
116 DATA0,0,0,0,0,0,0
  
```



- 3 Expanded horizontally only
- 4 Expanded horizontally and vertically

First let us see an expanded sprite. Place sprite zero on screen where you can see it — you ought to be able to do that easily by now. (It would help if you have typed in the program I gave you earlier as you should have something to look at).

Now type V = 53248 and press RETURN then type POKE V+23,1 and press RETURN. The sprite will expand vertically in the Y direction. Typing POKE V+23,0 will set things back to normal.

Type POKE V+29,1 and press RETURN and you'll have expansion in the X direction. Again POKEing the location with a zero will get it back to normal. (RUN/STOP and RESTORE also rectifies this but it will take the sprite off the screen as well).

If you use both POKES together then the sprite will be

really large. Various combinations can be tried to make the sprite appear different from its original shape.

The advantages should be obvious. One sprite can be displayed in four ways giving the, false, assumption that four sets of DATA are being used. You will have noticed, however, that when fully expanded the sprite appears chunky. This is more obvious with multi-colour sprites which I shall cover next.

It is possible to overcome this chunkiness by using two or more unexpanded sprites and "linking" them together to form one large character — the players in International Soccer are done this way, one sprite is the head and body, another is the legs.

For a long time, along with multiple screens, scrolling screens and hires graphics, multi-colour sprites have been an important feature of Commodore 64 games. Many cassette inlay cards mention these as one of the main game

features. This leads to the false impression that multi-colour is a forbidden zone for amateurs, where nothing could be further from the truth.

Three additional POKES will convert any sprite to multi-colour. Get sprite zero on the screen and expand it. Leave it there and type in and RUN Program 2.

```

0 REM **** PROGRAM TWO ****
9 REM **** READ IN DATA
10 FORT=0T062:READA
12 POKE200*64+T,A:NEXT
13 REM **** SET POINTER
14 V=53248:PRINT"J"
16 POKE2040,200
99 REM **** MULTICOLOUR SPRITE DATA
100 DATA2,0,128,2,0,128,2
102 DATA0,128,2,130,128,0,130
104 DATA0,0,130,0,0,170,0
106 DATA2,170,128,10,170,160,42
108 DATA170,168,249,155,230,233,155
110 DATA166,249,155,230,233,155,166
112 DATA233,91,229,170,170,170,42
114 DATA170,168,10,170,160,2,170
116 DATA128,0,170,0,0,0,0
    
```

An unusual sprite is now on the screen. It does have a shape but then again it is hard to distinguish. The trouble is that we have used a multi-colour sprite definition in single colour mode. Type V=53248:POKE V+28,1 and press RETURN. Suddenly colour! — and three colours!

One colour is controlled by the normal sprite colour POKE — POKE V+39 for sprite zero, V+40 for sprite one and so on. Two other POKES control multi colours 1 and 2 for ALL sprites. They are POKE V+37 and POKE V+38. POKE these registers with a value between 0 and 15 and try to get a combination with POKE V+39 that you find pleasing. Note that the fourth colour available is simply the screen colour showing through any "holes" in the sprite, so it isn't a true colour as such.

As with locations V+16, V+21, V+23 and V+29 mentioned last time, location V+28 is able to affect sprites individually — i.e. value of 1 refers to sprite zero, 64 refers to sprite six. Therefore 65 is **both** sprites zero and six.

To create sprites in multi-colour or in single colour requires the use of a sprite

editor. You can buy them or type them in out of books — the one I use came out of HCW!

An expensive one allows you to overlay, i.e. put one sprite on top of another. This means that you can create a single colour "wire frame" sprite and then use another sprite underneath to add to a second colour.

Bruce Carver uses this technique in both *Raid Over Moscow* and *Beach Head*. It has one advantage in that it offers better graphics definition. Look at the multi-colour sprite in expanded mode — a little too chunky perhaps?

Overlay will rectify this. But it does mean the use of two sprites thereby leaving you with just another six to play around with — you may not need them all in your current simple games, but later on you'll miss them. Also it means controlling two sprites together, which in BASIC can mean a slower game. So for us multi-colour is easier than overlay — try the unexpanded multi-colour sprite and everything looks a lot better.

Our final topic this week is priorities of sprites. There are two types of priority — sprite to sprite and sprite to background.

Sprite to sprite priority is fixed and may not be altered. Sprite zero has the highest priority, sprite 1 is next, then 2 and finally up to 7, which has the lowest priority. This means that whenever sprites cross, the one with the highest priority will always appear to be on top.

So how do we use this? Let us consider a tennis game

written in the same way as *Matchpoint* where you view the court end-on. The priorities must be related to the way the sprites will be used. For example, the player nearest to us will always be "over" the other player and also "over" the ball — he will obscure it if he passes in front of it. The ball, though, will not be obscured by the other player.

Common sense tells us that the nearest player ought to be sprite zero, the ball sprite one and the other player is sprite two. If we were to write this game, however, we should need to ascertain character priorities before we start so that sprites can be correctly assigned to the appropriate game character.


Sprite to background priority can be changed, though. This is achieved by POKEing location V+27 with the sprite value — as before 1 for sprite zero, 2 for sprite one, 4 for sprite two and so on.

The chosen sprite will now go behind any character data that is on screen. To demonstrate this put sprite zero on screen then type around where it is. You'll notice that all the letters and other characters cannot be seen as the sprite blocks them out — although some will show through the "holes" in the sprite.

Now type V=53248:POKE V+27,1 and press RETURN. All the type will now appear on top of the sprite. Using this has to be carefully thought out too. Think of the tennis game again, where the net is made of character data, as are the court lines. Obviously the nearest player will not go "behind" the net so his sprite to background priority remains untouched. The other player, however, must be switched to go behind the net each time he approaches it. When he isn't near it you should switch back so that the court lines do not show through him.

And the ball sprite? This too must be switched continually. It should be "over" the net when in the nearest court and under it when in the far court — it should also be switched to avoid going behind the court line markings. Complicated, isn't it?


The answer is to plan out your programs carefully before you write them. If it is too complicated then simplify it, drastically.



To end, I'll leave you with some rather pleasant homework. No typing, just watching and playing. Try to spot the examples of expansion, multi-colour, priority, and the other points made here, in games that you have bought. Happy hunting! Next time we look at animated sprites.

C64 GAME

SECONDS OUT



Here's your chance to get punch-drunk in this knockout game for the C64 from Richard Webb

Only you can decide the future for cockney contender Bruno and reigning champion American Holmes as they battle it out in the ring.

After 14 hard fought rounds the two muscle-bound lads go into the 15th and final round with all points square. The object of the game is to outwit Holmes with some cunning right hooks and perhaps an uppercut or two.

Bruno gets into action by the Z and X keys to go right and left and the return key to punch. So put in your gum-shields (if you want to feel really silly) — and let's keep it a good clean fight.

Variables

V beginning of VIC register
 S beginning of SID register
 X1,Y1 X & Y positions of Bruno sprite
 X2,Y2 X & Y positions of Holmes sprite
 P1,P2 points score of Bruno & Holmes
 TIS the time
 CM random number to choose Holmes' action
 Q variable showing detection of a collision of sprites
 XS checks for the depression of a key
 AS,BS,CS used to help print the screen, score & time

How it works

20-85 read in sprites, sets their colours and positions
 90-145 prints screen and the boxing ring
 150-160 starts round
 200-300 main program — checks for a key pressed and then reacts
 600-640 prints time and score
 650-670 shows Bruno punching
 700-780 chooses Holmes' action, then carries it out
 3000-4000 title and instructions
 5000-5500 sound recreating bell and sound of a punch
 6000-6060 end of game with relevant options
 7000-8000 shows a knock-out




```

1 REM -----
2 REM ---- S E C O N D S O U T ----
3 REM -----
4 REM ---- B Y   R . W E B B   ----
5 REM -----
10 POKE53281,0:POKE53280,13:GOSUB2999
20 A$="[RIGHT][RIGHT][RIGHT][RIGHT][RIGHT][RIGHT][RIGHT][RIGHT][RVSON][BLUE][s N
][c 7]          [BLUE][s M][RVSOFF]          ":B$="[HOME][DOWN][DOWN][
DOWN][DOWN][RIGHT][RIGHT][RIGHT][RIGHT][RIGHT][RIGHT][RIGHT][RIGHT][RIGHT
]"
25 C$="[RIGHT][RIGHT][RIGHT][RIGHT][RIGHT][RIGHT][RIGHT][RIGHT][RVSON][BLUE][s N
]          [BLUE][s M][RVSOFF]"
29 REM -- SET UP SPRITES COL. & POS.--
30 V=53248:GOSUB60
32 POKE2040,192:POKE2042,194
35 POKEV+21,5:POKEV+29,63:POKEV+23,63:POKEV+28,63:POKEV+38,11
40 POKEV+39,7:POKEV+40,7:POKEV+41,10:POKEV+42,10
50 X1=105:Y1=175:POKEV+0,X1:POKEV+1,Y1:X2=200:Y2=175:POKEV+4,X2:POKEV+5,Y2
55 GOTO90
59 REM ---- READ IN THE 6 SPRITES ----
60 FORX=0TO62:READA:POKE12288+X,A:NEXT
65 FORX=0TO62:READA:POKE12352+X,A:NEXT
70 FORX=0TO62:READA:POKE12416+X,A:NEXT
80 FORX=0TO62:READA:POKE12480+X,A:NEXT
81 FORX=0TO62:READA:POKE12544+X,A:NEXT
82 FORX=0TO62:READA:POKE12608+X,A:NEXT
85 RETURN
90 POKE53265,PEEK(53265)AND239
95 P1=0:P2=0
99 REM --- SCREEN,BOXINGRING ETC ----
100 PRINT"[CLEAR][DOWN][DOWN][DOWN][DOWN][DOWN][DOWN][DOWN][DOWN][DOWN][DOWN][DO
WN][DOWN][DOWN][DOWN][DOWN][DOWN][DOWN]":FORX=0TO3:PRINTA$;:NEXT:PRINTC$
110 PRINT"[HOME]";:FORX=0TO19:PRINT"[YELLOW][s Q][c 3][s Q]";:NEXT
120 FORX=0TO10:PRINT"[YELLOW][s Q]";SPC(38);"[c 3][s Q]":NEXT
130 FORX=0TO19:PRINT"[YELLOW][s Q][c 3][s Q]";:NEXT
140 PRINT"[HOME][DOWN][DOWN][RIGHT][RIGHT][YELLOW]  BIG BRUNO";SPC(11);"[c 3]HAS
SLER HOLMES"
145 POKE53265,PEEK(53265)OR 16
150 PRINTB$;"SECONDS OUT!!!!":FORX=1TO500:NEXT:PRINTB$;" "
160 GOSUB5000
199 REM --- MAIN PROGRAM -----
200 TI$="000000"
210 GOSUB600
220 GETX$:IFX$=""THEN300
230 IFX$="Z"THENX1=X1-3:IFX1<90THENX1=90
240 IFX$="X"THENX1=X1+3:IFX1>X2-23THENX1=X1-3
250 IF X$=CHR$(133)THEN POKEV+21,0:RUN
290 IFX$=CHR$(13)THENGOSUB649
300 POKE198,0:POKEV+0,X1:POKEV+1,Y1:GOSUB699:GOTO210
600 REM- --- TIME PRINTED AND PTS ----
610 PRINTLEFT$(B$,8);P1;" PTS";SPC(17);P2-2;" PTS"
620 PRINTB$;SPC(6);MID$(TI$,3,2);" MINS"
630 PRINTB$;SPC(6)"[DOWN][DOWN]";RIGHT$(TI$,2);" SECS"
635 IF TI$="000300"THENFORX=0TO2999:NEXT:GOTO6000
640 RETURN
649 REM ---- BRUNO'S PUNCH ----
650 X1=X1+4:POKE2040,193:POKEV+0,X1:POKEV+1,Y1:Q=PEEK(V+30):IFQ=5THENP1=P1+2
655 GOSUB5500:IFQ=5THENX2=X2+2
660 Q=0:POKE2040,192:X1=X1-4
670 IFP1>250 AND P1>P2THEN8000
699 REM ----- HOLMES' GO -----
700 CM=INT(RND(1)*4)+1
710 IFCM=1 THENX2=X2+3:IFX2>210THENX2=210
720 IFCM=2THENX2=X2-4:IFX2<X1+23THENX2=X1+23
730 IFCM<>3 AND CM<>4THEN760
740 X2=X2-3:POKE2042,195:POKEV+4,X2:POKEV+5,Y2:Q=PEEK(V+30):IFQ=5THENP2=P2+2
750 GOSUB5500:POKE2042,194:X2=X2+3:Q=0:X1=X1-1:IFX1<90 THENX1=90
760 POKEV+4,X2:POKEV+5,Y2

```


C64USERS



Attention all C64 users! Listings will be simpler to type in due to the new standard that we have adopted from our sister magazine Your Commodore

Commodore listings are rather well known for the horrible little black blobs that always abound. Unfortunately the graphics characters which are used to represent graphic and control characters do not reproduce very well and they are also difficult to find on the Commodore keyboard.

For this reason HCW used to precede any control characters with a REM statement on the previous line that explained

exactly what the black blobs were meant to be. Unfortunately the graphics characters were not documented and these still cause some confusion. For this reason we are marking the control and graphic characters in our listings.

In future all control and graphics commands will be replaced by a mnemonic within square brackets. This mnemonic is not typed out as printed in the magazine but

rather the corresponding key or keys on the keyboard are pressed. For example [RIGHT] means press the cursor right key, you do not type in [RIGHT]. All of the keywords, what keys to press and how they are shown on the screen are shown below.

Any character that is accessed by pressing shift and letter will be printed as [s LETTER]

[s A] shift and A
[s C] shift & C

Any character that is accessed by pressing the Commodore key and a letter will be printed as [c LETTER]

[c A] Commodore & A
[c C] Commodore & C
[c I] Commodore & I

Any control key will be printed out as a number. For example [001]. Control codes are accessed by pressing the CTRL and a letter at the same time [001] is CTRL & A, 002 is CTRL & B etc. See the manual for more information about control codes.

[001] CTRL & A
[026] CTRL & Z

Mnemonic	Symbol	what to press	Mnemonic	Symbol	what to press	Mnemonic	Symbol	what to press
[RIGHT]		left/right	[F5]		f5	[BLACK]		CTRL & 1
[LEFT]		shift left/right	[F6]		shift & f5	[WHITE]		CTRL & 2
[UP]		Shift & up/down	[F7]		f7	[RED]		CTRL & 3
[DOWN]		up/down	[F8]		shift & f7	[CYAN]		CTRL & 4
[F1]		f1	[CLEAR]		shift & CLR/HOME	[PURPLE]		CTRL & 5
[F2]		shift & f1	[HOME]		CLR/HOME	[GREEN]		CTRL & 6
[F3]		f3	[RVSON]		CTRL & 9	[BLUE]		CTRL & 7
[F4]		shift & f3	[RVSOFF]		CTRL & 0	[YELLOW]		CTRL & 8



This week we've hints for BBC and Oric users and a look at books for Commodore owners. All this and more in Clive Gifford's regular column

The new effect's lines are added in front of the library program and hey presto, one sound effect.

Rounded off nicely with some useful appendices, this book is a fairly good one. Its style is lighter than most books in this vein yet the results obtained are as good as, if not better than, much of the competition. Reasonable value at £6.95.

Talking about sound effects, here we have some effects for owners and users of the Oric. The PLAY command is the main command for making an envelope which is then accessed by MUSIC or SOUND. Below are a few effects that can be obtained using PLAY. To switch off a PLAY statement, one needs to add a program line or type direct the command, PLAY 0,0,0,0.

PLAY 58, 80, 100, 60	Helicopter
PLAY 200, 100, 100, 200	Train
PLAY 40, 40, 60, 4000	Waves
PLAY 17, 80, 100, 200	Alarm
PLAY 7, 0, 1, 20000	Piano
PLAY 12, 91, 555, 3	Jet

I've recently received a few letters. Please send any of your views, tips, ideas or complaints in: it all makes for a more interesting column. Several people have mentioned to me how difficult it is to find suitable music to convert for originally converting tunes by ear — a long and laborious

instrument of some kind. I eventually found a school music book which was simple enough for my needs.

Wise Publications in conjunction with Music Sales Ltd have produced a series of guides which may ease such problems. This series, the SFX range, are designed for the simple electronic keyboards of the type made by such manufacturers as Yamaha and Casio. Each guide contains a number of linked tunes, one guide contains all Beatle hits while another is full of well-known classical tunes.

Each tune is displayed using large scaled basic music notation and features the basic melody with accompaniment chords and advice on suitable rhythms. I have little musical playing ability, but after half an hour with the Stevie Wonder guide and my sister's little Casio

VL-Tone, I was playing "Living For The City" and "Lately" reasonably well. These guides cost £3.50 each and there are 15 of them in all.


Concluding this issue's "Music And The Micro" is a tip for BBC users. To get a tinkling effect, use the following routine.

```
10 ENVELOPE 1.1.0.1.1.-1.0.1.1.96.-48.0.-78.126.78
20 SOUND 1.1.240+RND(15).RND(2)
30 FOR T=1 TO RND(950):NEXT
40 GOTO 20
```

their computer. What is needed is simple musical scores just showing the basic melody. I have had the same trouble, process unless you have a very good ear or play a musical

Duckworth Publishing, The Old Piano Factory, 43 Gloucester Cres, London NW1

Music Sales, 78 Newman St, London W1P 3LA



MUSIC AND THE MICRO

Yet another book on the sound and music capabilities of the Commodore 64 made its way to me recently. Entitled *Sound Effects And Music On The Commodore 64*, it is published by Duckworth. The two authors, William Turner and Alf Vella have impressive credentials. Both are senior lecturers at Polytechnics and the latter author wrote the sound effects for the excellent Macbeth adventure package.

The book can be split into two distinct parts; the first on music and the second section dealing with sound effects. The first section was, frankly, disappointing. Though it covered the main features of music, it seemed to be lacking something in depth. The example programs were of a standard no higher than average and, of course, included the obligatory electronic organ.

Some areas of music were skipped over. Whilst discussing playing music with feeling and style, the authors state that if you want a piece played with a certain feel, then you'll have to play it yourself. This is not the case, one can program the computer to play in a certain style with emphasis on a certain beat, or with certain parts played at slightly varying speeds. The result may not be genuine human feeling, but is a form of styling all the same. The authors could have demonstrated this with a piece of music played "straight" and the same piece played with a certain style. Incidentally, this is a very interesting area of computerised music and a subject which I hope to discuss in greater detail in a future column.

In marked contrast, the second section on sound effects, is far more comprehensive. Any book of this kind is bound to have a laser effect and an explosion, but how many have a computerised cat miaowing or a telephone ringing? The range of effects is quite surprising and many, indeed most, are very realistic. The programs take advantage of a modular format to save space and more importantly for the reader, time, typing them all in.

For the sound effects, there is a basic library program. This is typed in once and saved on tape and then is loaded every time that a sound effect is wanted.

WE WANT YOU!



The Mastertronic User Club

TRONIX

That's right we want you to join our new Computer Club, Tronix, the Mastertronic user club.

To join all you have to do is send us a cheque or postal order for £1.99 which entitles you to the quarterly Tronix magazine, a free Mastertronic game, a free Tronix badge and a free Tronix pen. Tronix will bring you all the latest information, news, views, stories and updated information on forthcoming Mastertronic titles.

**Mastertronic Ltd., Park Lorne,
111 Park Road, London NW8 7JL**

50p OFF

Send this coupon to Mastertronic and get 50p off the subscription fee of £1.99. That means a cheque or postal order for £1.49 entitles you to a free game, the quarterly Tronix magazine, a free Tronix badge and a free Tronix pen. Don't delay — send today and join Tronix the Mastertronic user club.

Name:

Address:

Game Required:

Computer:

Age:

Allow up to 28 days for delivery.

The Mastertronic
User Club

TRONIX

Cheques or postal orders payable to Mastertronic and send them to Tronix, Park Lorne, 111 Park Road, London NW8 7JL.

RON COMPLEX



Fresh from his icy hibernation, Ron Complex special investigator, has arrived in the near future and donned his trilby to track down the bug hatchers

Part three: Software in a basket

Ron Complex stood alone under a streetlamp savouring the drizzle. Night was falling and across the street, the windows of the Meatball and Micro were filled with the dim flickerings of the hundred monitor screens within. A mad miscellany of noise spilled through the open door — the unmistakable sound of simultaneous game playing.

Ron flipped a cashew casually into his mouth at the third attempt and crossed the road. As he stepped through the doorway every screen in the pub went dark and there was not an alien death cry to be heard. Two hundred bleary eyes swivelled in Ron's direction — one hundred and ninety nine to be exact for the landlord was wearing an eyepatch.

There's a basic rule in this sort of situation, thought Ron, — act as if nothing has happened and if things get really rough resort to whistling out of tune. Ron stepped up to the bar and noticed for the first time that the landlord had a parrot on his shoulder.

"Give me a glass of ice — on the rocks", said Ron.

The landlord remained expressionless.

"Don't do cocktails huh? Okay give me a bourbon — and I don't mean a biscuit."

Slowly the landlord turned and went to the other end of the bar. Ron peered over the counter fully expecting to see a pegleg but instead there were just two standard legs.

The landlord returned and slammed a bottle down in front of Ron. Silence pervaded the room broken only by the parrot who occasionally pecked at the landlords gold earring.

"So you're just a pirate from the waist up huh?" asked Ron

An audible gasp from a hundred mouths echoed round the pub.

The landlord scratched his long black beard and leered, "State your business me hearty and then be on your way while your gizzard is still in one piece."

Ron had always wondered what a gizzard was but thought this might not be the right time

to ask.

"I'm a private investigator and I'm looking for the bug nest."

For a short moment Ron thought he had mastered the art of levitation, then he noticed he was getting some help as he was carried to the door by five of the Meatball's clientele.

A few seconds later Ron was getting acquainted with the finer points of the London street drainage system. As he lay face down in the gutter Ron reflected that perhaps his direct approach work needed some fine tuning.

"Where do I go from here?" he pondered.

Ron felt a tap on his shoulder, he looked round and saw a furtive tatty haired youth.

"I was in the pub and heard everything. I think I can help you."

Ron was getting accustomed to seeing the world from ground level but leapt to his feet in an instant.

"You can start by telling me who the Long John Silver impersonator with the extra leg is."

"Oh that's Captain Counterfeit, he was a software buccan- eer back in the 80's. He faced so many piracy charges that it went to his head."

"Okay kid, so what do you know about the bugs?"

"I don't know anything but I can take you to the Erratic Club."

"The Erratic Club?"

Next week: Part 4. "The enemy is simplicity itself."

HCW needs you

Have you ever looked at the articles and programs in HCW and thought you could have written that?

Why not try? We welcome submissions from readers and are always interested in your ideas and suggestions.

Submissions tend to fall into one of three categories...

Programs are always supplied on cassette and are accompanied by full details of the program variables. Please type these details double-spaced. Listings are helpful, but not essential. What is vital is that the programs should be completely error free, so please double check.

Articles on certain aspects of using home computers should be no longer than 1000 words. Try to keep to the style you see in HCW and include programming examples where they will help the reader understand the subject. We will convert your sketched illustrations into final artwork.

We also use **short tips**, articles and **brief programming routines**. Any discoveries you have made about your machine might be of interest to other readers.

All contributions are acknowledged and those accepted for publication are paid for at competitive rates. The copyright in such work will pass to Argus Specialist Publications Ltd. Keep a copy of your work and include a telephone number and an SAE. Please label everything clearly with your name and the machine concerned.

All contributions should be sent to:

Submissions
Home Computing Weekly
No.1 Golden Square London W1R 3AB

SHEKHANA COMPUTER SERVICES

COMMODORE 64	RRP	Our Price	SPECTRUM	RRP	Our Price
ELITE	14.95	11.00	DYNAMITE DAN	6.95	5.50
F. BRUNO'S BOXING	7.95	5.95	HERBYS DUMMY RUN	9.99	6.99
GRAHAM GOOCH CRICKET	9.95	7.50	FRANKIE GOES TO HOLLYWOOD	9.99	6.95
HYPERSPORTS	8.95	6.75	DALEY TOMS SUPERTEST	6.95	5.25
RED MOON	6.95	5.95	STREET HAWKS	6.95	5.25
SHADOWFIRE	9.95	7.50	JET SET WILLY II	6.95	5.25
FRANKIE GOES TO HOLLYWOOD	9.99	7.50	HYPERSPORTS	7.95	5.95
DALEY TOMS SUPERTEST	7.95	5.90	A VIEW TO KILL	10.99	8.50
SKYFOX (DISC)	12.95	10.99	DUN DARACH	9.99	6.75
IAN BOTHAM'S CRICKET	9.95	7.50	MINI OFFICE	5.95	4.60
TOUR DE FRANCE	9.99	7.95	ARCHON	10.95	8.50
WIZADRY	9.95	7.50	SPY V SPY	9.99	7.25
RED ARROWS	9.95	6.95	THAT'S THE SPIRIT	7.95	5.95
PITSTOP II	10.99	8.40	ONE ON ONE	8.95	6.95
DROPZONE	9.99	7.95	FAIRLIGHT	9.95	6.95
INT'NATIONAL KARATE (avl 19/8)	6.50	4.99	DALEY TOM DECATHLON	6.90	4.99
STREET HAWKS	7.95	5.90	RED ARROWS	7.95	6.50
SPY HUNTER	9.99	7.50	EVERYONES A WALLY	9.99	6.99
SPITFIRE 40	9.99	7.50	DAM BUSTERS	9.95	7.50
A VIEW TO KILL	10.99	8.50	THE FOURTH PROTOCOL	12.95	10.99
AIRWOLF	7.95	5.90	KNIGHT SHADES	9.95	7.50
JET SET WILLY II	8.95	6.75	ALIEN 8	9.99	7.50
THE FOURTH PROTOCOL	12.95	10.99	INT'NATIONAL KARATE (avl 19/8)	6.50	4.99
BLACK WYTCH	9.95	7.50	F. BRUNO'S BOXING	6.95	5.25
ARCHON	11.95	8.95	EXPLODING FIST	8.95	6.95
IMPOSSIBLE MISSION	8.95	6.75	ELINDOR	9.95	7.50
G.A.C.L.R. RACE	9.95	7.95	SOUTHERN BELLE	7.95	6.50
QUAKE MINUS I	9.95	7.50	MONOPOLY	9.95	7.95
MINI OFFICE	5.95	4.60	GLASS	7.95	5.95
ENTOMBED	9.95	7.50	ARTIST	12.95	10.45
FIVE-A-SIDE SOCCER	5.95	4.99	CLUEDO	9.95	8.95
AZIMUTH (HEAD ALIGNMENT)	8.95	7.50	AMSTRAD		
ROCKY HORROR SHOW	8.95	6.95	DRAGON TORG	7.95	6.50
ROCKFORD'S RIOT	9.95	7.50	DUN DARACH	9.99	6.75
MIG ALLEY ACE	9.95	7.95	INT'NATIONAL KARATE (avl 19/8)	6.50	4.99
THE BOSS (C16)	6.95	5.95	EVERYONES A WALLY	9.95	6.95
WAY OF EXPLODING FIST (KIKI)	9.95	7.50	EXPLODING FIST	9.95	7.50
AIRWOLF (C16)	6.95	5.50	FRANK BRUNO'S BOXING	8.95	6.75
BBC/ELECTRON			MINI OFFICE	5.95	4.60
COMBAT LYNX (BBC/ELEC)	8.95	6.75	RED ARROW	9.95	6.95
REVS	14.95	11.75	KNIGHTLORE	9.99	7.50
ALIEN 8	9.99	7.50	ATARI		
KNIGHTLORE	9.99	7.50	MULE	11.95	9.95
BEACH HEAD	9.95	7.50	ONE ON ONE	9.95	7.95
			DROPZONE	9.95	7.95
			POLE POSITION	9.95	7.95
			MR DO	9.95	7.95
			AIR WOLF	9.95	7.95
			BOUNTY BOB	9.95	7.95

QUICKSHOT II JOYSTICK £8.50

PD498

For mail order all prices include P&P in UK. Europe add £1.00 per tape. Elsewhere at cost. Send your cheque/PO payable to: SCS PCW, 653 Green Lanes, London N8 0QY. Tel no: (01) 800 3156. SAE for list

or

If you want to pick up your discount software direct from our shop please bring along your copy of this advert. Come to "Marbles Shopping Centre" Unit 11-12, 527-531 Oxford St, London W1R 1DD (1 min from Marble Arch tube stn). Further titles & offers available at our shop which is open 7 days a week from 10AM-7PM (Sun 11am-6pm).

For help with Reading and Writing



01-405 4017




Since 1975, 350,000 adults have been helped to read and write better. If you want help look for this sign.

For further information

Adult Literacy & Basic Skills Unit
PO Box 213 London WC1V 7ET

TRACK-RACE



You're under starters orders in this Spectrum game from HCW regular R N Butcher

At last a game where you can break the tape and still win! Track-Race lets you test your athletic prowess over a variety of distances — with you as the sporting hero.

The athlete is cursor-controlled and you put him into action by pressing keys five and eight alternately (these may be altered for personal preference). Up to six people can enter the race and the Result screen announces the winner.

The World Record and individual times can be displayed and updated as and when you or your friends become the fastest thing on two legs.

Variables

h(1) h(2) h(3) 'world records'
 e\$ race distance
 horiz position of athlete
 keys used for animation of athlete
 t time in seconds
 DIM b() array for keeping race

times
 t\$ str\$ t (for 00 after whole seconds)
 DIM a\$() array for athletes competing
 f1 colour of flags
 z\$ clouds UDG
 r used for calculation in animation of athlete

```

1 POKE 23561,20: POKE 23562,2: DIM h(5):
LET h(1)=10.49: LET h(2)=21.75: LET h(5)=45.
6B
2 RANDOMIZE 0: GO SUB 3000
3 GO TO 4998
9 REM *****GAME*****
0 PRINT PAPER 0; AT 20,11; e$: PRINT PAPER
0; AT 21,23; h(r): LET horiz=1: LET keys=0
11 PRINT PAPER 0; AT 20,23; "
12 PRINT AT 15,horz; "RB"; AT 16,horz; "GD"; AT
17,horz; "EE"; AT 18,horz; "QH"
15 GO SUB 300
16 PAUSE 0
17 IF INKEY#="5" THEN GO TO 19
18 GO TO 16
19 PAUSE 0
20 IF INKEY#="8" THEN GO TO 30
21 GO TO 19
30 LET keys=keys+1
40 IF keys=r*2 THEN GO TO 60
50 GO TO 65
60 LET keys=0: LET horiz=horz+1
61 IF horiz=30 THEN GO TO 149
65 IF INT (keys/2)<>(keys/2) THEN GO TO 68
66 PRINT AT 15,horz; "RB"; AT 16,horz; "GD";
AT 17,horz; "NEE"; AT 18,horz-1; "QN"
    
```




```

67 GO TO 16
68 PRINT AT 15,horz;" BB";AT 16,horz;" LM";
AT 17,horz;"NEE";AT 18,horz;"IWH"
69 GO TO 16
149 PRINT PAPER 4;AT 14,30;"U": PRINT AT 15
,30;"QB";AT 16,30;"ST"
151 LET t=(PEEK (p)+256*PEEK (p+1)+65536*PEE
K (p+2))/50+(INT (RND*2)/100)-r*r
152 LET x=x+1: LET b(x)=t
153 LET t$=STR$ t: FOR f=1 TO 500: NEXT f
154 IF t>=10 THEN GO TO 160
155 IF LEN t$=1 THEN LET t$=t$+".00"
156 IF LEN t$=3 THEN LET t$=t$+"0"
157 GO TO 165
160 IF LEN t$=2 THEN LET t$=t$+".00"
161 IF LEN t$=4 THEN LET t$=t$+"0"
165 PRINT PAPER 0;AT 20,23;t$
166 IF t<h(r) THEN PRINT FLASH 1;AT 13,0;"
WORLD RECORD": FOR f=1 TO 400: NEXT f: PRINT
PAPER 4;AT 13,0;" ": PRINT PAP
ER 0;AT 21,23;" ": PRINT PAPER 0;AT 21,2
3;t$: LET h(r)=t
167 PAUSE 100: PRINT PAPER 4;AT 14,30;" ":
PRINT AT 15,30;" ":AT 16,30;" ":AT 17,30;"
":AT 18,29;" "
168 PLOT 0,36: DRAW 255,0: PLOT 252,55: DRAW
0,-39
169 PAUSE 0
180 RETURN
299 REM *****START*****
300 PAPER 4: PRINT INK 0;AT 13,0;"Q": PAUSE
150: PRINT INK 7;AT 12,1;"P": BEEP .015,55:
PAUSE 8: PRINT AT 12,1;" ": PAUSE 20: PRINT
AT 13,0;" ": PAPER 2
301 LET p=23672: POKE p+2,0: POKE p+1,0: POK
E p,0
320 RETURN
600 LET keys=0: LET t=t+1
2999 REM *****TITLE*****
3000 BORDER 0: PAPER 2: CLS
3010 INK 7: FOR f=0 TO 175 STEP 8: PLOT 0,f:
DRAW 255,0: NEXT f
3020 FOR f=8 TO 13: PRINT PAPER 4;AT f,0;"
": NEXT f
3030 INK 0: PRINT PAPER 7;AT 10,2;" T R A C
K R A C E ";AT 13,10;"by Raymond Butcher"
3040 FOR f=0 TO 7: PRINT PAPER 7;AT f,26;f+1
: NEXT f
3041 INK 7: FOR f=60 TO 94 STEP 17: CIRCLE f,
42,12: NEXT f
3042 CIRCLE 69,25,12: CIRCLE 85,25,12: INK 0
3050 PAUSE 250
3051 REM *****INSTRUCTIONS*****
3060 PAPER 5: CLS : PRINT PAPER 7;"<><><><>
>TRACK RACE<><><><><>": PRINT "Using keys
(5)&(8) alternately, make your athlete sprint
along the track over 3 distances:100M 200M
400M. Any no. of athletes can play, having al
ternate goes at each distance. At the end of
each race press any key for the next event."
: PRINT "Try to beat the World Record or go f
or a new Track Record."
3070 INPUT "No. of athletes(max 6) ";ath
3071 DIM a$(18,10): DIM b(18): LET x=0
3072 FOR z=1 TO ath
3073 INPUT "Athletes name ";a$(z)
3074 NEXT z
3080 RESTORE 3080: FOR a=USR "a" TO USR "e"+7
3085 READ b: POKE a,b
3090 NEXT a
3092 DATA 3,99,10,152,24,98,102,9,48,0,204,19
2,12,0,99,99
3094 DATA 10,25,10,23,228,83,19,35,133,109,17
0,109,164,134,190,169,132,128,56,174,16,85,41
,17
3099 REM *****SCREEN*****
3100 CLS : BORDER 1: FOR f=0 TO 4: PRINT PA
PER 5;AT f,0;"
": NEXT f
3102 PRINT PAPER 0;AT 5,0;"
"
3103 INK 7: LET a=0: FOR f=131 TO 0 STEP -8:
PLOT f,120: DRAW -8+a,14: LET a=a+1: NEXT f
3104 INK 7: LET a=0: FOR f=131 TO 255 STEP 8:
PLOT f,120: DRAW 8-a,14: LET a=a+1: NEXT f:
INK 0
3105 FOR f=3 TO 27 STEP 6: LET f1=INT (RND*7)
+1: IF f1=5 THEN LET f1=6
3106 PRINT INK f1;AT 2,f;"█": NEXT f
3108 FOR f=22 TO 240 STEP 48: PLOT f,160: DRA
W 0,-24: NEXT f
3110 PAPER 1: FOR f=7 TO 10: PRINT INK 7;AT
f,0;"█ ABBBBBBBB█ BBBBBBBBB█ BBBBBBBBB█": NEXT
f
3112 PRINT PAPER 7;AT 11,3;"█";AT 11,11;"█";

```

How it works

- 1 poke keyboard response, set hi scores
- 10 print event., print hisc., set variables
- 12 print athlete at starting position
- 16-21 checks for keyboard input
- 30-69 works out & animates athlete
- 149-180 prints end of race, calculates time & prepares

- screen for new race
- 300-320 prints gun & starts timer
- 3000-3650 title screen
- 3060 instructions
- 3070-3074 input for information
- 3080-3094 UDGs
- 3100-3130 set up game screen
- 4100-4120 UDGs
- 5000-5024 sets up variables for races
- 5150-5260 sets up results screen
- 6000 for new game

```

AT 11,15;"█";AT 11,15;"█";AT 11,26;"█"
3113 PRINT PAPER 6;AT 11,0;"OIL";AT 11,12;"G
AS";AT 11,27;"@ TEA": PRINT PAPER 3; INK 7;A
T 11,4;"BUY HCW";AT 11,16;"DRINK MILK"
3114 FOR f=12 TO 19: PRINT PAPER 2;AT f,0;"
": NEXT f
3116 FOR f=12 TO 14: PRINT PAPER 4;AT f,0;"
": NEXT f
3118 LET z$="ODE"
3120 PAPER 5: PRINT INK 7;AT 0,6;z$;AT 0,20;
z$;AT 0,23;z$;AT 1,17;z$
3122 INK 7: PLOT 0,19: DRAW 255,0: PLOT 0,36:
DRAW 255,0
3124 PLOT 252,55: DRAW 0,-55
3126 FOR f=20 TO 21: PRINT PAPER 0;AT f,0;"
": NEXT f
3128 PAPER 0: PRINT AT 20,4;"EVENT:-";AT 20,1
7;"TIME:-";AT 21,8;"WORLD RECORD:-"
3130 INK 7: PAPER 2
4100 RESTORE 4100: FOR a=USR "a" TO USR "u"+7
4101 READ b: POKE a,b
4102 NEXT a
4103 DATA 7,13,8,9,11,7,3,14,128,128,192,224,
192,192,128,128
4104 DATA 31,31,27,27,55,27,12,15,192,224,224
,224,224,132,116,192
4105 DATA 0,15,15,207,15,24,30,60,32,224,224,
231,224,0,240,248
4106 DATA 60,56,120,64,192,224,112,112,124,60
,56,48,0,224,112,120
4107 DATA 0,0,47,111,103,96,64,0,240,224,224,
192,0,0,0,0
4108 DATA 120,120,56,60,28,0,15,15
4109 DATA 31,60,119,239,239,112,63,15,195,239
,220,216,208,96,96,192
4112 DATA 0,0,0,255,0,0,0,0
4113 DATA 3,6,12,24,48,120,56,24,6,30,31,63,6
3,126,112,128
4114 DATA 13,13,12,13,13,13,13,14,128,128,192
,224,192,192,128,128,29,19,31,31,63,31,15,15,
192,192,224,224,224,224,192,192,0,0,0,12,0,12
,12,12
4120 RETURN
4999 REM *****RACES*****
5000 FOR q=1 TO ath
5001 LET e$="100M"
5002 LET r=1
5003 GO SUB 10
5004 NEXT q
5010 FOR q=1 TO ath
5011 LET e$="200M"
5012 LET r=2
5013 GO SUB 10
5014 NEXT q
5020 FOR q=1 TO ath
5021 LET e$="400M"
5022 LET r=5
5023 GO SUB 10
5024 NEXT q
5150 REM *****results screen*****
5160 CLS : PRINT AT 0,7;"<><><>RESULTS<><>":
PRINT
5170 FOR s=1 TO 3: FOR z=1 TO ath
5180 PRINT TAB 4;a$(z): NEXT z: NEXT s
5190 FOR z=1 TO ath
5200 PRINT INVERSE 1;AT z+1,17;"100M": NEXT
z
5210 FOR z=1 TO ath
5220 PRINT AT z+1+ath,17;"200M": NEXT z
5230 FOR z=1 TO ath
5240 PRINT INVERSE 1;AT z+1+ath*2,17;"400M":
NEXT z
5250 FOR x=1 TO ath*3: PRINT AT x+1,25;b(x):
NEXT x
5260 FOR f=1 TO 500: NEXT f: PRINT PAPER 7;
INK 0;AT 21,0;" Press any key for new meet
": PAUSE 0
6000 GO TO 2
9999 SAVE "track" LINE 1

```


BEGINNING MACHINE CODE

Terry and Diana Smith take us right around the block with Spectrum machine code this week

The block move and search instructions which we cover this week are probably the most powerful in the Z80 CPU instruction set.

To see what I mean, load the code of Listing 1, using the loader given in the first article in the series or an assembler. Run the code with RAND USR 30000 and you will see every pixel on the screen change to the current ink colour.

There are two points to be made about this routine. It is short. It is quick. We have, in an instant, filled each of the 6144 bytes in the display file with a value of 255. Whoopee! So what use is it and how does it work?

Change the value of A e.g. LD A,0 and you have a routine which will clear the screen of characters but not affect the attributes which set the screen colours. I'll leave you to think of some applications.

The LDDR instruction reads Load, Decrement and Repeat. It moves blocks of code very economically. First you must load HL with the address of the first byte to be moved. Then load DE with the DEstination address for that first byte and load BC with the number of bytes to be moved. LDDR then copies the byte addressed by HL to the byte addressed by DE and both HL and DE are decremented by one. The Byte Count in BC is then decreased by one, and the process is repeated, moving more bytes until BC is zero.

This instruction works automatically through a block of memory but its "colleague" LDD (Load and Decrement) works just like LDDR but stops after one byte has been transferred. It is not used as often!

LDIR is the counterpart of LDDR and is read as Load, Increment and Repeat. It works like LDDR except that HL and DE are incremented. And, surprise, surprise, there is an LDI (Load and Increment) which operates as LDD but increments HL and DE.

A more useful example is

Listing 1

30000	LD	HL,22527	33
			255
			87
30003	LD	A,255	62
			255
30005	LD	(HL),A	119
30006	LD	DE,22526	17
			254
			87
30009	LD	BC,6143	1
			255
			23
30012	LDDR		237
			184
30014	RET		201

shown in Listing 2. This is the moving starscape program mentioned in my previous article. Load it and save the code to tape. NEW the Spectrum and key in the BASIC given in Listing 3. This will load the code, produce a starscape and scroll it downwards one pixel line at a time.

It works like this. The bottom pixel row of 32 bytes is transferred to a suitable storage area in memory, in this case, the printer buffer. The pixel row above is copied to the row below and this process is repeated until all pixel rows

have been moved one row down. The top row is unaltered, so it is overwritten by copying the original bottom row from the printer buffer. This process scrolls the screen downwards by one pixel buffer. This process scrolls the screen downwards by one pixel with wrap-around.

The routine uses a ROM routine at address 8874. It is called with B holding the pixel row and C holding the pixel column. It returns with HL holding the memory address of the byte containing that pixel, ready for LDIR to be used to move the 32 bytes that form a

Listing 2

30000	LD	BC,0	1
			0
			0
30003	CALL	8874	205
			170
			34
30006	LD	DE,23296	17
			0
			91
30009	LD	BC,32	1
			32
			0
30012	LDIR		237
			176
30014	LD	B,175	6
			175
30016	L1	PUSH BC	197
30017	LD	A,175	62
			175
30019	SUB	B	144
30020	LD	B,A	71
30021	PUSH	BC	197
30022	CALL	8874	205
			170
			34
30025	PUSH	HL	229

30026	POP DE	209
30027	POP BC	193
30028	INC B	4
30029	CALL 8874	205
		170
		34
30032	LD BC,32	1
		32
		0
30035	LDIR	237
		176
30037	POP BC	193
30038	DJNZ L1	16
		232
30040	LD HL,23296	33
		0
		91
30043	LD DE,16384	17
		0
		64
30046	LD BC,32	1
		32
		0
30049	LDIR	237
		176
30051	RET	201

Listing 3

```

10 CLEAR 29999
20 LOAD *"m";1;"starcode"CODE 30000
30 PAPER 0: INK 7: CLS
40 FOR n=1 TO 100
50 PLOT RND*255,RND*175
60 NEXT n
70 FOR n=1 TO 175
80 RANDOMIZE USR 30000
90 NEXT n
    
```

pixel row.

We will finish off by mentioning the block compare instructions CPIR, CPDR, CPI and CPD. Their operation is similar to the block move instructions but they compare the contents of the byte addressed by HL with the contents of the A register.

Suppose you are writing a data base program and want a routine to find a record called "Fred" within a block of code starting at address 40000 and which is 1000 bytes long. Load A with the code for "F" (70). Load HL with 40000 and BC with 1000. Then use CPIR (ComPare, Increase and Re-

peat) to search through the code. If it can't find a character "F" in that block of code, BC will be zero and the zero flag will be reset. If a match is found, the HL register will point to the address after the matching byte and the zero flag will be set, indicating a successful match.

You can then check if HL is pointing to an "r" character and, if so, move HL on to check for "e" and "d". If all matches are successful, you have found Fred!

The next article will be the last in this series and will give some general tips on writing machine code routines.

Tri Count

The Sinking Ship Software Co has created this attractive logo to attract the eye to their products. A couple of girls in the office, though, are hung up on some problems of their own rather than dealing with customer complaints. They are trying to work out;

A how many triangles are there altogether in this design and

B how many triangles are more black than white?

Can you sort it out for them?



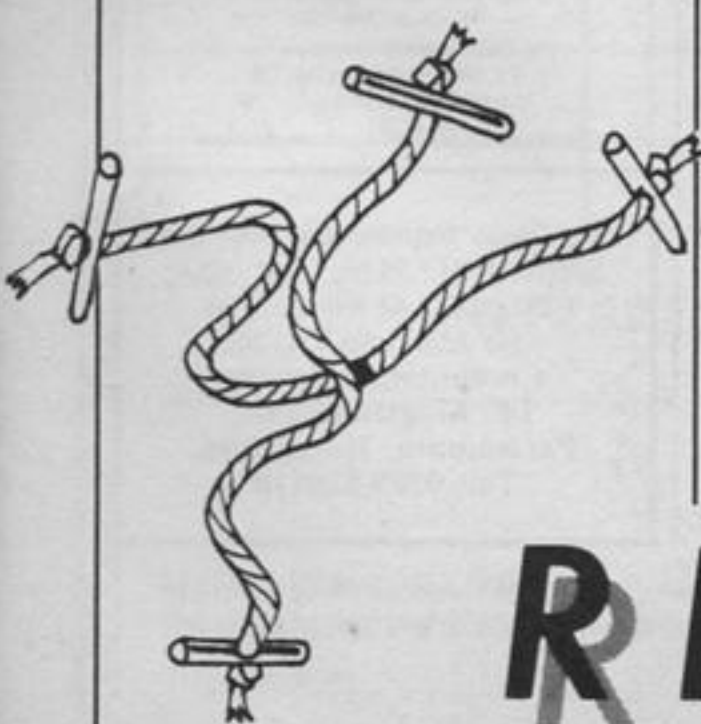
Join the club

Amstrad users seem to be banding together all over the country and the latest group to form is in Sheffield. D Boland writes that the group aims to help members "use the computer to its full capabilities" and he is hoping that hardware and software manufacturers can be persuaded to demonstrate their products to the group.

For further information contact: Mr D E Boland, 61 Heather Rd, High Wincobank, Sheffield S5 6GB




"HAVE YOU GOT EVERYTHING FOR YOUR MATHS EXAM? YOUR DIGITAL PEN, ELECTRONIC CALCULATOR, MICROPROCESSOR,.....?"



READERS PAGE

HOME COMPUTING WEEKLY CLASSIFIED

Lineage:
35p per word



01-437 0699
EXT 322.

Send your requirements to:
David Horne
ASP LTD.
1 Golden Square,
London W1R 3AB

Semi display: £7.10 per single column centimetre
Ring for information on series bookings discounts.

All advertisements in this section must be prepaid.
Advertisements are accepted subject to the terms and conditions printed on the advertisement rate card (available on request).

Dust Covers

KDC COMPUTERS
Keep dust out of your keyboard with a KDC dustcover in clear black or chequered vinyl. Please enclose £1.99 plus 35p P&P (inc VAT) stating design and computer type (BBC, Amstrad, CBM 64, Spectrum) to:
KDC Computers,
Unit 18,
Alpha Court,
Windmill Lane Ind Est,
Denton, Manchester

For Hire

ORIC, ATMOS, COMMODORE 64, LYNX SOFTWARE LIBRARY
Over 150 Oric and 200 Commodore 64 titles.
Stamp for details:-
Les Wilson 100 Blenheim Walk, Corby, Northants.

Hire & Exchange Software.
Exchange your software! Phone or send list of your software and ask for details. Software hire! No membership charge. P&P free. Hire tapes from £1.50. Phone for details.
T & P Software, 4 Maine Road, Newland, Drax, Selby, North Yorks.
Tel: 0757 618007.

COMMODORE C16 CASSETTE HIRE
AT LAST! ALL THE TOP GAMES AVAILABLE FOR THE C16 CAN NOW BE HIRED FROM
DABSOFT
LIBRARY CONSTANTLY UPDATED AS NEW GAMES BECOME AVAILABLE. MEMBERSHIP FEE OF £6.50 INCLUDES 2 FREE RENTALS! ONE PRICE FOR ANY GAME. CHARGE OF £1.25 INC P&P BOTH WAYS. FOR COMPLETE MEMBERSHIP KIT POST CHEQUE OR POSTAL ORDER TO
DABSOFT (HCW)
39 GUILDFORD ROAD,
LEVENSHULME M19 3FG
01-445 4375 061-445 4375

To hire a computer and/or peripherals by the week or month, please ring 01-607 0157 or 01-997 6457. We specialise in BBC and Apricot computers. Computer Hire Services 294a Caledonian Road, London N1 1BA

Software

CHALLENGE 'MANDY' TO A GAME OF **STRIP PONTOON**

For BBC B, Electron, Spectrum/+ (state which version you require)
If you win enough she strips off item by item in superb hi-res graphics with her favourite tune in the background.
"Excellent" — Mr P. Keiser
Each version costs only £2.99
Send cash/cheque/PO: to
HIGH VOLTAGE, 16 Bridge Road, Park Gate, Hants, SO3 7AE

Halley's Comet Computer Planetarium for the Spectrum 48K. £8.95. Anima Scientific Computing, 23 Crawley Avenue, Hebburn, Tyne & Wear, NE31 2LT.

For Sale

Phillips Computer Monitor plus 13 games for the ZX Spectrum: Combat Lynx, Hobbit, Winged Warriors plus many other similar games £70 ONO. Tel: 0306 880949.

TRS - 80/II 1 disc, daisy wheel printer, table, several accessories, scripsit, profile, basic-compiler, editor-assembler. Total value £4600. Sold for only £2300. Perfect condition. (037) 387563.

Libraries

BBC B/Electron/Dragon software library — Membership £5.00. — Tapes 1 (+30p P&P). Stamp for details. E. Tucker, (H) 58, Blenheim Walk, Corby, Northants.

HOME IN ON CLASSIFIED SEND PIGEON OR PHONE DAVE ON 01 437 0699 ex322

WD Software For the QL:-

WD Utilities (3rd ed) (base £5.50)
Print 60-file Directory or view it on one screen, one-key LOAD. COPY or PRINT 60 files with one key (allows for namesakes). Multiple FORMATTING to prevent corruption by stretching of tape. TOOLKIT to give dated, numbered modules in program development. PRUNE old files to release space (one key DELETes a file). Full instructions in QUILL file. Use up to 6 EXTRA MICRODRIVES (add on your Spectrum ones!)

WD Utilities for CST Q-Discs (base £8)
100-file capacity, for CST/Computamate disc system AND up to 4 extra microdrives. User-friendly timesavers.

RefQL (3rd ed) (base £3)
500 useful QL references in an ARCHIVE file (too long for one cartridge with Utilities and Morse).

For the Spectrum/QL/BBC

WD Morse Tutor (base £4)
From absolute beginner to beyond RYA and Amateur Radio receiving. Adjust pitch. Set speed to your test level (4-18 wpm). Learn from single characters, via groups with wide spaces to random sentences; decrease spacing to normal. Write down what you hear, then CHECK on Screen or Printer (or speech for Spectrum with Currah MicroSpeech). Also own message, random figures, letters or mixed.

For Spectrum 48K

Tradewind (base £4)
Sailing/trading strategy game with graphic surprises.

Jersey Quest (base £4)
Text adventure with Bergerac and the Dragon (not disc).

PRICES (incl Europe postage — elsewhere add £1)

Spectrum/BBC cassettes — base price only
QL or Spectrum Microdrives — £2.00/cartridge plus base price
5¼" Floppies, £2; 3½" Floppies, £5 (please state format wanted).

Two or more programs on one medium — pay medium + base. e.g. WD Utilities and RefQL for £10.50, but IMPOSSIBLE to mix QL/BBC/Spectrum programs on one medium. Send YOUR cartridge and pay base price but FORMATTed it FIRST in your DRIVE 1 compatibility.

WD Software, Hilltop, St Mary, Jersey. Tel (0534) 81392

Attention Commodore, Amstrad, Atari, BBC and M.S.X. users

THERE'S A WHOLE LIBRARY OF SOFTWARE FOR YOU AT THE MIDLAND COMPUTER LIBRARY

LIFE MEMBERSHIP — JUST £6!

- Choose from the very latest titles
- Hire from just £1.25 inc. p+p for 7 days
- Hire as many games as you want
- All games are originals with full documentation
- Business and educational software too
- Fast 'return-of-post' service
- Low prices if you want to buy
- 14 day money back guarantee
- Over 1000 games in stock including US imports

HIRE YOUR FIRST GAME FREE!

MIDLAND COMPUTERS

Please send a cheque or postal order for £6.00 stating your machine, or send a large SAE to:

Midland Computers Limited,
28 College Street, Worcester WR1 2SL.
Telephone: (0905) 611072

Repairs 'n' Spares Register

COMPUTER REPAIRS

We are the experts, having serviced Sinclair computers since the introduction of the ZX80.

Don't waste money on estimates — we repair Sinclair computers at price quoted (inclusive parts, labour, postage, VAT, irrespective of fault. No hidden charges. Repairs guaranteed for 3 months.

Spectrum	£18.75 inc parts
ZX81	£11.50 inc parts
16 KRam	£9.95 inc parts
Microdrive	£15.95 inc parts
Interface 1-11	£18.75 inc parts
also	
BBC	£22.00 + parts
Electron	£19.95 + parts
XX Memory Expansion Kit	£15.95

Computer Retailers please phone for Special Trade Price.

Call or send with cheque or P.O.
T.V. Services of Cambridge Ltd.
French's Road, Cambridge, CB4 3NP
Tel. 0223 311371

Computer Repairs in Hampshire
Spectrum £19.95 inc VAT, p&p,
BBC, CBM 64 from £19.95.
Also Atari and VIC-20.
Computacare South,
149 Kingston Road,
Portsmouth, Hampshire.
Tel: 0705 825110

The contents of this publication, including all articles, plans, drawings and programs and all copyright and all other intellectual property rights therein belong to Argus Specialist Publications Ltd. All rights conferred by the Law of Copyright and other intellectual property rights and by virtue of international copyright conventions are specifically reserved to Argus Specialist Publications Ltd and any reproduction requires the prior written consent of the company.
© 1985 Argus Specialist Publications Ltd

SSN0264-4991

COMPUTER REPAIRS IN SOUTHEND

Spectrum/Plus £19.95
Spectrum K/B faults £12.95
Interface 1/2 £14.95
New Spectrum power supply £9.95
C64/Vic 20 from £12.95

Above prices include parts, post & packing.
All repairs are guaranteed 3 months.
Call in or phone for more details.

MINNIE MICRO ELECTRONICS
12 EASTERN ESPLANADE,
SOUTHEND, ESSEX.
Tel: (0702) 62033/615809
OPEN 7 DAYS A WEEK

COMMODORE REPAIRS

Commodore repairs by Commodore approved engineers. Repair prices VIC-20 modulator £8.00, VIC-20 £15, CBM 64 from £20, C2N from £9.00, 1541 from £20, C64 PSU £13.50, Spectrum £16.50, Dragon £32, Electrons, Atari.

For more information SAE or telephone:
G C Bunce & Son, 36 Burlington Road,
Burnham, Bucks SL1 7BQ
Tel: (06286) 61696

CHILTERN COMPUTER CENTRE

Fast reliable service
Spectrum £18 incl.
We also repair BBC, Commodore, Oric,
Dragon disc drives and printers.
Ring 0582 455684 for details.
Send computer with details incl cheque to:
Newerown Computers Ltd (HCW),
76B Dallow Road,
Luton, Beds

Nationwide Shops and Dealers

COMPUTER CABIN 24 The Parade,
Silverdale, Newcastle
Tel: 0782 636911

Official Acorn computer dealer and BBC service and information centre

Huge stocks available backed up by sophisticated service dept for all popular computers. Direct orders through Micronet page no. 60043726

FAST COMPUTER REPAIRS

VIDEO VAULT INTERNATIONAL 10★ REPAIR SERVICE

Spectrums repaired for £19.95 inc. Parts, Insurance and P & P No Hidden Extras.
BBC, Commodore 64, Vic 20, Atari, Quoted for.

Are you fed up with waiting weeks for your Home Computer to be repaired!!!
Why not try the Experts, we offer a full repair service on any Home Computer.
All repairs carry a full 3 months guarantee, plus on every Spectrum repaired we send you a free game worth £5.95 for your enjoyment and pleasure.

- ★ While you wait Service by Professional Computer Engineers.
- ★ 3 Months written guarantee on all repairs.
- ★ International repair company.
- ★ All computers sent by mail order turned around in 24 hrs.
- ★ Most Spectrums repaired within 45 minutes.
- ★ All Micros insured for return journey.
- ★ Open 7 days a week./Keyboard faults only £8.95
- ★ School repairs undertaken-discounts available.
- ★ Free software with each Spectrum repaired worth £5.95.
- ★ Over 8 years experience working with computers.

ONLY GENUINE SINCLAIR PARTS USED.

Phone today for your free estimate or send your computer to us with £1.75 (UK EIRE I.O.M. C.I.) or £2.40 (Europe/Scandinavia) we will contact you the same day by phone or 1st class Mail should you require quotation first.

TRADE ENQUIRIES MOST WELCOME. ACCESS WELCOMED

VIDEO VAULT LTD THE LOGICAL CHOICE

VideoVault

Telephone: Glossop (STD 04574) 66555/67761
140 High St. West, Glossop, Derbyshire, England.

NR
WE DO NOT CHARGE
AN "AVERAGE PRICE"

FREE GAME WORTH
£5.95 WITH
EACH SPECTRUM
REPAIR.

DO YOU OFFER A REPAIR SERVICE? WHY NOT ADVERTISE IN OUR REPAIRS 'N' SPARES REGISTER. PHONE 01 437 0699 FOR DETAILS.

TI-99/4A Software

TI-99/4A:

Soccer Supremo, Soccer management game (HCW ★★★★★); Pirate Island, board game simulation (HCW ★★★★★); TI Cricket, limited overs test match (HCW ★★★★★). £4.99 each, 2 for £8.99 or 3 for £12.50 from: **Dromeda Software, 56 Wells Street, Haslingden, Lancashire BB4 5LS**

Education & Tuition

Mainframe computer programming tuition by experienced programmer.
Cobol, Assembler, systems analysis
Intensive part-time course. 01-935 2045.

CLASSIFIED ADVERTISEMENT — ORDER FORM

1.	2.	3.
4.	5.	6.
7.	8.	9.
10.	11.	12.
13.	14.	15.

PREFERRED CLASSIFICATION

Advertise nationally for only 35p per word (minimum charge 15 words).


Would advertisers also add 15% VAT

Simply print your message in the coupon and send with your cheque or postal order made payable to **Argus Specialist Publications Ltd to: CLASSIFIED DEPT., HOME COMPUTING WEEKLY, 1 Golden Square, London W1R 3AB**
Tel: 01-437 0699.

Name

Address

Tel. No. (Day)



--	--	--	--	--	--	--	--	--	--

Please place my advert in Home Computing Weekly for _____ weeks.
Please indicate number of insertions required.



BBC blues

Can someone out there who knows about computers please help me? I am the owner of a BBC B and I think that before very much longer it will drive me out of my mind.

Out of three taped programmes that I buy two will always refuse to load. I get nothing on the screen but "Data?" and "Block" and more occasionally "Header" together with a variable amount of question marks.

I have had the computer examined and tested. It is perfect. Everyone I ask blames the tape recorder or the leads. In the eight months I've had it I've had four different brand new cassette players and three sets of leads.

It seems to me I've had an endless history of sitting night after night into the early hours rewinding tapes, adjusting volume controls and watching endless columns of error messages scroll up the screen.

I have often made return journeys to computer shops many miles away and had disturbing confrontations with understandably upset shopkeepers. I have sent carefully wrapped cassettes off in the post to their makers sometimes never to be seen again.

I can't understand it and I really am getting worried and upset. The tapes that will load continue to load properly on my machine. But I've had more than a hundred bad ones. Are there so many bad tapes about or is it me? Can someone please tell me what I am doing wrong?

Jennifer Guttridge, Potters Bar

Rave reviews

I would first and foremost like to congratulate your team for producing an excellent magazine, crammed with relevant information for the weekly enthusiast. There are a number of reasons why I rate your magazine as No 1 in the weekly range.

The first of which is the design and layout of the front cover. The highlights of what is going on in the computer world are printed in big bold text so even my grandmother could read it if she liked computing.

Finally I would like to give you a big thank you for your review section. The idea of a small bearded man either dozing off into oblivion or going head over heels in excitement is excellent. Perhaps it will encourage other magazines to try something different, not simply print a mark out of ten.

I think others out there will agree with me that yours is truly the most enjoyable computing magazine in the shops today. Action.... buy it.

Andrew Ritson, South Wirral

Texas down under

I am an Australian HCW reader who really enjoys using his TI-99/4A. Lately I have noticed a real lack of reviews, programs and articles on the TI and I ask you please not to forget about your loyal readers who own a Texas.

Texas Instruments may have stopped production of the TI-99/4A but there are still thousands of contented users in Australia (as well as many more in England and all over the world) who need the support of a magazine like yours for a long time to come. Don't let the Texas become a memory.

Does anyone know if the TI has machine code and if so is there a book available on the subject?

Alan Blinder, New South Wales, Australia

Apologies

In reply to Karen Rolph from Heaton's letter I would just like to say that I am sorry that I got my priorities mixed up. It should have been "girls and computers". It is a pity we cannot make music together so I suppose it's back to the old drawing board.

Malcolm Logan, Hawick, Scotland

Play the game

I have purchased HCW ever since it went into circulation in March 1983 and every week it has been worth the money. I think it's excellent value with all the reviews and programs etc.

Every week when I get HCW I look down the contents page for a C64 program. I turn to the page and find it's something like "Welcome to Basic" as in HCW 112 which is totally useless to me.

Please could you print some decent games without bugs which will be fun to type in and play at the end.

I understand it's hard to get good games from readers these days but please please, please could you try because otherwise what will I do during the summer holidays?

Philip Morgan, Benfleet

Worse best

Why not have a worst selling chart instead of best sellers? Maybe you could have the computer equivalent of the worst of Hollywood. Secondly are we seeing a new wave of discrimination — computer discrimination? (to an unnamed person from Heaton, HCW 122) Hearts Club Weekly? — maybe... I own a C64 just like you...

Paul Lucas, Potters Bar

TOP 20

Compiled by

Gallup

SOFTWARE

Fortnight Ending July 30, 1985



Up and Coming


It's tough at the top. Way of the Exploding Fist has got the chop from the number one slot but Hypersports could have only a brief stay because at number three Frank Bruno is ready to strike. Big Frank's Boxing is the biggest new entry this week.

Another new entry is Nick Faldo's Open Golf in at number 21, Thing on a String from Gremlin Graphics has entered at number 39 and believe it or not has no connection with sport whatsoever.

No less than 17 of the top 50 in the chart are sports games. Where will it end? Rumours of a Frank Bruno's pole vaulting game in the pipeline are however completely without foundation.

Other games on the move are Dynamite Dan from Mirrorsoft up a massive 40 places to number 7, BMX Racers, up to 11 from 29 and Kik Start up 17 places to number 20.

LAST WEEK	MOVE	THIS WEEK	TITLE	PUBLISHER	SPECTRUM	CBM 64	ELECTRON BBC	AMSTRAD VIC-20	ATARI	OTHERS
2	▲	1	Hypersports	Imagine	●	●				●
-	NE	2	Frank Bruno's Boxing	Elite	●					
1	▼	3	Way of The Exploding Fist	Melbourne House			●			
9	▲	4	Action Biker	Mastertronic	●	●				
3	▼	5	Soft Aid	Various	●	●				
4	▼	6	Elite	Acornsoft			●	●		
47	▲	7	Dynamite Dan	Mirrorsoft	●					
7	▼	8	Jet Set Willy 2	Software Project	●	●				
10	▲	9	Spy Hunter	UD Gold	●	●				
8	▼	10	Combat Lynx	Durell	●	●	●	●	●	
29	▲	11	BMX Racers	Mastertronic	●	●				●
5	▼	12	Cauldron	Palace	●	●				
6	▼	13	Rocky	Gremlin Graphics	●					
13	▼	14	Spy Vs Spy	Beyond	●	●				
25	▲	15	Dun Darach	Gargoyle Games	●	●			●	
16	●	16	View to a Kill	Domark	●	●				
32	▲	17	Vegas Jackpot	Mastertronic	●	●		●		●
18	●	18	Pitstop 2	Epyx/US Gold		●				
15	▼	19	World Series Baseball	Imagine	●	●				
37	▲	20	Kik Start	Mastertronic	●		●			



KISSIN' KOUSINS

ENGLISH SOFTWARE'S FIRST ATARI "TALKIE"

48K ATARI Cassette £6.95

BBC B/ELECTRON NON-"TALKIE" £4.95

SPECTRUM Top Ten

- 1 Frank Bruno's Boxing (Elite)
- 2 Hypersports (Imagine)
- 3 Dynamite Dan (Mirrorsoft)
- 4 Soft Aid (Various)
- 5 Action Biker 2 (Mastertronic)
- 6 Rocky (Gremlin Graphics)
- 7 Jet Set Willy 2 (Software Projects)
- 8 Spy Hunter (US Gold)
- 9 Spy vs Spy (Beyond)
- 10 Nodes of Yesod (Odin)

BBC Top Ten

- 1 Revs (Acornsoft)
- 2 Combat Lynx (Durell)
- 3 Knight Lore (Ultimate)
- 4 Repton (Superior Software)
- 5 Alien 8 (Ultimate)
- 6 Elite (Acornsoft)
- 7 Music Composer (Vulcan)
- 8 Brian Jacks Superstar Challenge (Martech)
- 9 Attic Atac (Ultimate)
- 10 Mini Office (Database)

COMMODORE Top Ten

- 1 Way of the Exploding Fist (Melbourne House)
- 2 Hypersports (Imagine)
- 3 Elite (Firebird)
- 4 Action Biker (Mastertronic)
- 5 Pitstop 2 (Epyx/US Gold)
- 6 Soft Aid (Various)
- 7 Kik Start (Mastertronic)
- 8 International Tennis (Commodore)
- 9 Graham Gooch Test Cricket (Audiogenic)
- 10 Dambusters (US Gold)

Reader's hi-score table

Name	Game	Machine	Score
Darren Parker	Donkey Kong	TI-99/4A	264,500
Dean Parker	Pole Position	TI-99/4A	105,600
Richard Matthews	The Attack	TI-99/4A	100,000
	Munchman	TI-99/4A	65,700
Lee Thornton	Daley Thompson	Spectrum	330,199
	Bruce Lee	Spectrum	178,450
	Monopoly	Spectrum	£7,480
Andrew Clarke	Ghostbusters	C64	\$649,200
	Spy vs Spy	C64	8,970
	Way of the Exploding Fist	C64	24,000

Ye olde helpline

Verily the art of riddling is not dead and Kevin Young from Blyth, Northumberland, a budding soothsayer, has come up with these conundrums to assist those trapped in Entombed by Ultimate.

"With your whip a note shall chime and you will find a light to shine.

To free the mummy of its curse find the know of Isis first.

A room of pools ye shall get past when each in order stand thou hast.

Move the pots and ye shall find the statue with the clue behind.

There's a room thou canst not see until scrolls are safe with thee.

The cobra guards the way ahead but it doth fear a book that's dead.

Osiris will not let you past until the Schroll of Thoth thou hast.

Thee impresseth us here at HCW Kevin, with thy weirdly way of imparting gaming hints and if other readers can find strange ways of passing on tips we would like to hear from you. So...

"If thee can find a funny way to show, how stuck gamers through a game shall go, why not droppeth us a line, and a prize to covet can be thine."

"I can't stand much more of this", Ed.

Solution to last week's competition

A 39

B 22

Keys to immortality

Ewan Baker of Dunfermline is currently enjoying everlasting lives playing Pengwyn on his BBC, whilst down in Lancaster David Killick has obtained infinite lives in Le Flics on the Spectrum.

Ewan writes, "All you have to do is type; *LOAD "PENG WYN" followed by RETURN. Then list line 350 which reads PAGE=&ICOO:CHAIN "BR DI" and change it to PAGE=&ICOO:*LOAD "BIRDI" and run the program as normal.

List line 10 in "BIRDI" and change the variable M to any number of lives you want. Now you just run the program and wait for the last piece to load. Ewan adds, "Don't change the value of the variable M to 0 for infinite lives because you cannot get onto the high score chart."

Dave recommends these pokes for longer lasting games of Le Flics; POKE 26789,0 (for infinite lives) and POKE 36789,n (where N = the desired number of lives). "One of these pokes should be entered as line 50 in the program header and the header can be listed by typing MERGE"" and then playing the tape. An OK message should soon appear. Stop the tape and type LIST. You have now listed the program header and can insert one of the above pokes.

However with infinite lives there are disadvantages, like starving for a big score. "Using either poke when you enter a building do not move again and you will find that you will not appear inside that particular building."

"If you stay in this position your score will gradually go up. But you eventually start to die as your food goes down, however if you keep repeating the above you will end up with a mega-score."



“These days, my favourite things are in bits...”

WITCH'S CAULDRON

Hilarious Graphic adventure in which you must regain your human form.
 "General rating: An excellent and original adventure. Overall value: 10/10" - *Crash*

48K SPECTRUM & COMMODORE 64
 £9.95

EVERYONE'S A WALLY

1st ever multi role arcade adventure. Help Wally and his gang to stop the town falling apart.
 "The graphics are excellent - GRAPHICS 10
 - PLAYABILITY 10" - *Computer & Video Games*.

48K SPECTRUM, COMMODORE 64 &
 AMSTRAD CPC 464
 £9.95

HERBERT'S DUMMY RUN

Baby Herbert has lost his mum and dad in the department store. Can you find them for him? There's a pile of jelly babies in it if you can.
 "General rating: more of the same excellent stuff". Overall rating: 90% - *Crash*.

48K SPECTRUM & COMMODORE 64
 £9.95

Future Releases include: GLADIATOR, SHADOW OF THE UNICORN and BATTLE OF THE PLANETS. Watch Press for details.

MIKRO-GEN

44 The Broadway
 Bracknell, Berks.
 0344 427317

STEVE DAVIS SNOOKER



Amstrad Cassette
Amstrad Disk
Spectrum Cassette
Enterprise Cassette
Commodore 64 Cassette
Commodore 64 Disk
Commodore 16 Cassette
QL Microdrive

7.95
12.95
7.95
8.95
8.95
12.95
7.95
14.95

AVAILABLE

Now
Now
Now
Now
24th August
24th August
24th August
4th September